



BASS  
BAY  
SKIFF  
CRAPPIE  
HUNTING  
CATFISH  
UTILITY

2018 we build excitement





# NEXT LEVEL: XCITEMENT

**51** YEARS AND COUNTING...

Many years ago, aluminum became a very popular substrate to manufacture cost effective, durable boats. Yet the only method of building them was using rivets. Great option, however there still remained an inherent issue of ensuring the seams were secure enough to withstand the rigors of cypress knees and tough working conditions without leaking.

Mighty tough task, until Mr. Kermit Bryant, the founding father of Xpress Boats, realized the deficiency and knew there was a better way. Welding was the solution which became the cornerstone of our company often imitated, yet never duplicated. The day of producing "just" an aluminum boat no longer exists. At Xpress Boats we manufacture top of the line, high

performance boats. The substrate should not be an issue when ultimately the end product performs at the highest level whether fishing, hunting or enjoying a day on the water. Xpress Boats last longer, are profoundly more economical to operate, and wrapped up in a stunningly attractive package. It really is a simple solution.

Consumers today expect and appreciate that Xpress Boats remains the leader in manufacturing the finest all-welded aluminum boat on the market. Whether salt or fresh water pursuit, Xpress Boats builds Xcitement into every one of our boats for you and the next generation to come.

2018

CATALOG



**BASS SERIES**  
 Xclusive Pro Bass P. 9-10  
 Hyper-Lift® P. 11-12  
 Xplorer P. 13-14  
 XP7 P. 15-16



**BAY SERIES**  
 XBAY P. 19-20  
 Hyper-Lift® P. 21-22  
 Shallow Water P. 23-24  
 Xplorer CC P. 25-26



**SKIFF SERIES**  
 Skiff P. 29-30



**CRAPPIE SERIES**  
 Xclusive Pro Crappie P. 33-34  
 Xplorer Crappie Stick Steer P. 35-36  
 XP7C P. 37-38



**HUNTING SERIES**  
 Hyper-Lift® Duck P. 41-42  
 XTS P. 43-44  
 Bayou P. 45-46  
 HD Duck Boat P. 47-48  
 DBX P. 49-50



**CATFISH SERIES**  
 XPLORER CATFISH P. 53-54



**UTILITY SERIES**  
 HD DDP P. 55-56  
 HD VJ P. 55-56  
 JON P. 57-58





# NEXT LEVEL: XCITEMENT

The Original AllWelded: Performance, Durability. Get you to and from your destination safe and sound



CHOOSE AN XPRESS DEALER



SELECT YOUR XPRESS

Choose the boat that best suits your needs whether you are hunting, fishing, working or all the above. Xpress Boats has the right boat for every combination or application.



SELECT A BOAT PACKAGE

## XPRESS BOATS: PACKAGES

Choose the boat that best suits your needs whether you are hunting, fishing, working or all the above. Xpress Boats has the right boat for every need and a package to compliment your choice. The Best and Easiest way to purchase a new boat, simple as 1, 2, 3!

### CROSS SECTION: XPRESS HULL AND FLOORING



ALUMINUM FLOOR W/ XTREME COAT OR CARPET

FOAM INJECTED

EXTRUDED 3/16 LONGITUDINAL RIB

HULL

#### BASS LIMITED EDITION (LE) PACKAGE

Elite Package, Humminbird Helix 10 Chirp Mega SI G2N Graph in Console, Humminbird Helix 10 Chirp Mega DI G2N Graph in Bow, Ethernet Cable, Upgrade to Minn Kota Ultrex 80/ i-Pilot/ US2 Trolling Motor (52" Shaft), 10' Humminbird Talon w/ Bracket, Auto Bilge, Upgrade from Fold Down Fishing Seat to Euro Seat, Wrap Around Bow Panel, Stainless Steel Switches

#### BASS ELITE PACKAGE

Humminbird Helix 9 Chirp Mega SI G2N Graph in Console, Minn Kota Fortrex 80 Trolling Motor Upgrade, Minn Kota 3 Bank Battery Charger, Tuck & Roll Center Seat, Lights in Livewell & Storage, Upgrade to 6 Gauge Wiring Harness, Elite Steering Wheel

#### BASS HIGH PERFORMANCE PACKAGE (X21 PRO & X19 PRO ONLY)

10" Jack Plate, SeaStar Hydraulic Steering Upgrade, Blinker Trim, Hot Foot

#### BASS XTREME TRAILER PACKAGE (REQUIRES TANDEM AXLE TRAILER)

Upgrade to 18" Aluminum Wheels (2 Axles), Custom Tandem Tread Plate Fenders, Flush Mounted Tail & Backup Lights, Ratchet Buckles

#### BASS Tournament Series (TS) Package

Sportsmen Package, Humminbird Helix 7 Chirp SI G2N Graph in Console, Humminbird Helix 5 Chirp SI G2N Graph in Bow, Upgrade to Minn Kota Fortrex 80 Trolling Motor, Minn Kota 3 Bank Charger, Paint Upgrade, 6" Jack Plate, Flush Mount Controls, Tournament Series Console Top, Trim Gauge, Water PSI Gauge, Recirculating Livewell, Pro Livewell Oxygenator, Euro Seat (2) Upgrade, 6 Gauge Trolling Motor Harness, Aluminum Wheels

#### BASS Sportsmen Package

Helix 5 Chirp SI G2N Graph, Minn Kota Maxxum 70 Trolling Motor (52" Shaft) Upgrade, Pro Series Console, Pro Series Steering Wheel, Tuck and Roll Seats, Trim Switch on Bow

#### BASS Bass Package

Paint Upgrade, Bass Graphics, Aluminum Wheels (Single Axle)

#### BAY SALTWATER TEAM PACKAGE

Xtreme Marsh Package, Humminbird Helix 12 Chirp SI G2N Graph, Minn Kota RipTide 112ST w/ i-Pilot Trolling Motor, 10' Minn Kota Talons w/ Brackets (2), 12" SeaStar Hydraulic Jack Plate Upgrade, Radio w/ 2 Speakers, Lighting in Livewell Storage Boxes & Interior

#### BAY XTREME MARSH PACKAGE

Marsh Package, Xtreme Bay Stainless Package, Humminbird Helix 9 Chirp SI G2N Graph, Minn Kota RipTide 80 Trolling Motor, Minn Kota 2 Bank Battery Charger, 6 Gauge Trolling Motor Harness Upgrade

#### BAY MARSH PACKAGE

Redfish Package, Bay Stainless Package, Dash Panel Upgrade, 6" Atlas Jack Plate Upgrade, Euro Seats Upgrade (2), Trim Gauge, Water PSI Gauge, Livewell Timer, Recirculating Baitwell, Pro Livewell Oxygenator in Baitwell, Automatic Bilge

#### BAY XTREME REDFISH PACKAGE

Redfish Package, Humminbird Helix 9 Chirp SI G2N Graph Upgrade, Minn Kota RipTide 80 Trolling Motor Upgrade, Minn Kota 2 Bank Battery Charger, 6 Gauge Trolling Motor Harness Upgrade

#### BAY REDFISH PACKAGE

Humminbird Helix 5 Graph/GPS Upgrade, Minn Kota RipTide 70 Trolling Motor Upgrade, Trim Switch on Bow, Two Tone Paint, Aluminum Wheel Upgrade (1 Axle)

#### BAY XTREME BAY STAINLESS PACKAGE

Bay Stainless Package, Leaning Post Upgrade to Stainless Steel w/ Backrest & Footrest, Additional Midship Stainless Deck Cleats (2)

#### BAY STAINLESS PACKAGE

Stainless Rod Holders (6), Stainless Cup Holder on Console, Stainless Deck Cleats (4), Stainless Steering Wheel, Stainless Leaning Post w/o Footrest

#### BAY DUCK BOAT PACKAGE

Xpress Camo Paint Upgrade

#### BAY XTREME TRAILER PACKAGE (Requires Tandem Axle Trailer)

Upgrade to 18" Aluminum Wheels (2 Axles), Custom Tandem Tread Plate Fenders, Flush Mounted Tail & Backup Lights, Ratchet Buckles

#### BAY SALTWATER TRAILER PACKAGE

Composite Bunk Covers, Bow Roller Upgrade







# XPRESS BASS BOATS

NEXT LEVEL ELITE PERFORMANCE

[XCLUSIVE PRO SERIES / HYPER-LIFT® SERIES / XPLOER SERIES / XP7]

When building an Xpress Bass Boat, our focus is simple: PERFORMANCE and Safety. Performance getting you to and from your fishing destination quickly, comfortable and most importantly, safety is paramount. The excitement is not limited to just the boat ride, it continues once you reach your destination. Spacious storage for all of your fishing equipment, huge casting decks designed to offer one of the finest, most comfortable fishing platforms on the market, accessories to ensure you have a place for all of your fishing needs.

The rest is up to you!

There is no secret in designing and delivering one of the finest fishing solutions on the water today. At Xpress Boats we build excitement which is why you should settle for nothing less than Xpress.





# Xpress boats® *Elite*

## NEXT LEVEL ANGLERS, NEXT LEVEL PERFORMANCE

With great Xcitement, Xpress Boats announces for 2018 the addition of Mr Bill Lowen to our Xpress Boats "Elite" Team. Bill has established himself on the Elite Series as one of the most consistent anglers and believes the move to Xpress Boats affords him that "Next Level" advantage to fish where and how he has wanted to for years, shallow, deep, safely and efficiently.

My choice is simple, I have found a home at Xpress Boats. They and their products compliment and support my style of fishing, my beliefs, and my aspirations to be the best. I have had my eye on Xpress for a long time and today marks the beginning of an epic relationship running one of the finest performing, toughest, most affordable boats on the elite series, not to mention it is aluminum. With 52 years of history as the Original All-Welded Aluminum boat, family owned, family operated I rest comfortably knowing I have found my home.

Bill will be joining Bassmaster Elite angler, Bassmaster Classic contender, Skylar Hamilton on the Elite tour this year running their Xclusive Pro Series X21.

Next Level Xcitement continues to grow!

### INTRODUCING FOR 2018

*Bill Lowen*

BASSMASTER ELITE ANGLER  
XCLUSIVE PRO SERIES X21



*Skylar Hamilton*

BASSMASTER ELITE ANGLER  
XCLUSIVE PRO SERIES X21





**STANDARD FEATURES**

- Hyper-Lift® Hull
- All Welded Construction
- Longitudinal Rib Construction
- Unibody Injected Foam Construction
- Choice of Paint & Xtreme Coat Liner
- NEW - Xclusive Graphics
- Full Front Deck Design
- SeaDek Step Pad on Bow
- Xtreme Coat Under Lids and in Seat Box
- NEW - Built-In Cooler Step w/ SeaDek Pad
- Recessed Trolling Motor Footwell w/ Stainless Steel Tool Holder
- Lockable Front Deck Storage Boxes
- Rear Deck Storage Boxes (2)
- Port Side Xclusive Rod Organizer (X21 Pro & X19 Pro Only)
- NEW - Seatbox w/ Storage & Center Cooler
- Tuck & Roll Driver & Passenger Seats w/Storage Box
- Butt Seat w/ Adjustable Pro Pole (1)
- Fold Down Fishing Seat w/ 13" Extension (1)
- Recirculating Livewell in Rear Deck
- Bilge Pump
- NEW - Fiberglass Console
- Tinted Windshield
- Humminbird Helix 7 Chirp SI G2N Graph - Flush Mounted in Console
- Tach, Trim, Fuel & Water PSI Gauges
- Flush Mount Controls
- Trim Switch on Bow
- 8 Gauge Trolling Motor Harness
- Hydraulic Steering (X21 Pro & X19 Pro Only)
- NEW - Built-In Large Fuel Tank (150 HP or Less - X21 Pro & X19 Pro Only)
- Minn Kota 2 Bank Battery Charger
- Minn Kota Maxxum 70 Trolling Motor (52")
- Minn Kota Maxxum 70 Trolling Motor (42" - X17 Pro Only)
- BackTrack Single Axle Aluminum Trailer
- Aluminum Wheels

*\*Higher Horsepower Rating Requires Hydraulic Steering Purchase  
 A 6" Jack Plate is Recommended on All Engines 150 HP or Greater  
 Overall Package Length Includes Trailer and Engine  
 All Measurements are Approximate*

*Special thanks to Rothwell Marine*



# XCLUSIVE PRO SERIES

**XCLUSIVE SAYS IT ALL, THE BEST OF THE BEST!**

[X21 PRO / X19 PRO / X18 PRO / X17 PRO]



If you have made the decision to pick up this brochure and read this copy then you've made the first step in joining a very xclusive group of fishermen. You understand that one of the finest-performing fishing solutions on the water today is actually within your reach. Looks, fishability, storage, comfort, and – most importantly – performance are just a few words to describe Xpress Boats Xclusive Series. It's been said that you can't catch fish at speeds exceeding 70 mph, but isn't it nice knowing that you can if you need to!

	X21 PRO	X19 PRO	X18 PRO	X17 PRO
<b>Length</b>	21'	19'	18'	17'
<b>Bottom</b>	67"	67"	67"	67"
<b>Beam</b>	95"	95"	95"	95"
<b>Sides</b>	24"	21"	22"	22"
<b>Transom Height</b>	22"	22"	22"	22"
<b>Fuel Tank Capacity</b>	45 gal.	45 gal.	36 gal.	18 gal.
<b>Approx. Weight</b>	1,580 lb.	1,390 lb.	1,187 lb.	951 lb.
<b>Max Wt./Per/Mo/GR</b>	1,800 lb.	1,700 lb.	1,400 lb.	1,315 lb.
<b>Total Wt. Per Cap</b>	4/775 lb.	4/700 lb.	4/700 lb.	4/600 lb.
<b>Aluminum - 5052 Gauge</b>	0.125	0.125	0.125	0.125
<b>Maximum HP</b>	150/250*	150/200*	115/150*	115
<b>Overall Package Length</b>	26'10"	24'2"	23'2"	20'9"
<b>BackTrack Trailer Model</b>	AW21-A	AW19-A	AW18-A	AX17-A





	H20	H18	H17
<b>Length</b>	20'3"	18'	17'
<b>Bottom</b>	67"	67"	59"
<b>Beam</b>	95"	95"	88"
<b>Sides</b>	22"	22"	22"
<b>Transom Height</b>	22"	22"	21"
<b>Fuel Tank Capacity</b>	36 gal.	36 gal.	18 gal.
<b>Approx. Weight</b>	1,470 lb.	1,187 lb.	951 lb.
<b>Max Wt./Per/Mo/GR</b>	1,500 lb.	1,400 lb.	1,315 lb.
<b>Total Wt. Per Cap</b>	4/564 lb.	4/564 lb.	4/564 lb.
<b>Aluminum - 5052 Gauge</b>	0.125	0.125	0.125
<b>Maximum HP</b>	115-150/200*	115/150*	90
<b>Overall Package Length</b>	25'3"	23'2"	20'9"
<b>BackTrack Trailer Model</b>	AW20	AW18	AW17

*\* Higher Horsepower Rating Requires Hydraulic Steering Purchase  
 A 6" Jack Plate is Recommended on All Engines 150 HP or Greater  
 Overall Package Length Includes Trailer and Engine  
 All Measurements are Approximate*



**STANDARD FEATURES**

- Hyper-Lift™ Hull
- All Welded Construction
- Longitudinal Rib Construction
- Unibody Injected Foam Construction
- Xpress Camo Paint & Xtreme Coat Liner
- Xpress Duck Boat Graphics
- SeaDek Step Pad on Bow
- Xtreme Coat on Rails
- Xtreme Coat Under Lids & Inside Seat Box
- Front Deck Lockable Storage Boxes
- Rear Deck Storage Boxes (2)
- Lockable Side Rod Box
- Fold Down Driver & Passenger Seats w/ Storage Box
- Fold Down Fishing Seats w/ 13" Extensions (2)
- Aerated Livewell in Rear Deck
- Bilge Pump
- Fiberglass Console
- Tinted Windshield
- Speed, Tach and Fuel Gauges
- 8 Gauge Trolling Motor Harness
- Humminbird PiranhaMax 4 Graph w/ Swivel Mount Bracket
- Minn Kota 45 Edge Trolling Motor
- BackTrack Single Axle Aluminum Trailer

# HYPER-LIFT® SERIES

HIGH PERFORMANCE PERSONIFIED

[H20 / H18 / H17]



Style, elegance and performance personify Xpress Boats Hyper-Lift® Bass Series. Built on the foundation of the famed Hyper-Lift® hull, this sleek, superbly appointed, open floor plan boat will provide you with years of excitement. Fast, dry, pad hull design is your solution to getting you to and from your destination safely and most certainly, QUICKLY!





	XP200	XP180	XP170	XP160
Length	20'3"	18'	17'	16'
Bottom	67"	60"	60"	60"
Beam	95"	86"	86"	86"
Sides	26"	24"	24"	24"
Transom Height	22"	21"	21"	21"
Fuel Tank Capacity	18 gal.	18 gal.	18 gal.	18 gal.
Approx. Weight	1,261 lb.	1,045 lb.	920 lb.	667 lb.
Max Wt./Per/Mo/GR	1,900 lb.	1,300 lb.	1,200 lb.	1,065 lb.
Total Wt. Per Cap	8/1,128 lb.	4/564 lb.	4/564 lb.	4/564 lb.
Aluminum - 5052 Gauge	0.100	0.100	0.100	0.100
Maximum HP	115-150*	90	70	60
Overall Package Length	25'	23'6"	23'6"	20'7"
BackTrack Trailer Model	AWHD20	AWHD17	AWHD17	AWS16

\* Higher Horsepower Rating Requires Hydraulic Steering Purchase  
 Overall Package Length Includes Trailer and Engine  
 All Measurements are Approximate


**STANDARD FEATURES**

- Hydro-Dynamic Hull
- All Welded Construction
- Longitudinal Rib Construction
- Unibody Injected Foam Construction
- Xpress Camo Paint w/ Xtreme Coat Liner
- Xpress Duck Boat Graphics
- NEW - Xpress Duck Boat Accessory Rail
- Recessed Throttle Bracket
- Lockable Front Deck Storage
- Rear Deck Storage Boxes
- Lockable Side Rod Box
- Fold Down Driver & Passenger Seats w/ Storage Box
- Fold Down Fishing Seat w/ 13" Extension (2)
- Aerated Livewell in Rear Deck
- Bilge Pump
- Fiberglass Console
- Tinted Windshield
- Speed, Tach & Fuel Gauges
- Running Lights
- 8 Gauge Trolling Motor Harness
- Humminbird PiranhaMax 4 Graph w/ Swivel Mount Bracket
- Minn Kota 45 Edge Trolling Motor
- BackTrack Single Axle Aluminum Trailer

# XPLORER SERIES

## RUGGED OFF ROAD XCITEMENT

[XP200 / XP180 / XP170 / XP160]



When searching for the most complete hunt/fish side console solution, look no further than the cornerstone of our fishing line-up. The Hydro-Dynamic hull has been designed and perfected by Xpress Boats and offers you that added sense of comfort knowing you are structurally secure to go just about anywhere you want or need to go. Unibody injected foam exceeding Coast Guard standards has set a standard for everyone else to follow. This is the right boat for any application, fish or fowl, this is the Xplorer Series by Xpress, why settle for anything less.



Special thanks to White River Outdoors



# XPRESS XP7 BASS

GREAT SOLUTION, GREAT VALUE, GREAT PACKAGE



	XP7
Length	17'
Bottom	64"
Beam	91"
Sides	24"
Transom Height	21"
Fuel Tank Capacity	18 gal.
Approx. Weight	1,050 lb.
Max Wt./Per/Mo/GR	1,200 lb.
Total Wt. Per Cap	4/564 lb.
Aluminum - 5052 Gauge	0.100
Maximum HP	90
Overall Package Length	23'6"
BackTrack Trailer Model	AWXP7-A


Overall Package Length Includes Trailer and Engine  
All Measurements are Approximate



#### STANDARD FEATURES

- Hydro-Dynamic II Hull
- All Welded Construction
- Longitudinal Rib Construction
- Unibody Injected Foam Construction
- Choice of Paint w/ Xtreme Coat Liner
- Xtreme Coat Under Lids and in Seat Box
- Wide Full Front Deck w/ Rod Organizer
- Front Deck Storage
- Recessed Trolling Motor Foot Well w/ Stainless Steel Tool Holder
- Tuck & Roll Driver & Passenger Seats w/ Storage Box
- Fold Down Fishing Seats w/ 13" Extensions (2)
- Aerated Livewell in Rear Deck
- Bilge Pump
- NEW - Fiberglass Console
- Tinted Windshield
- Speed, Tach, Trim & Fuel Gauges
- Flush Mount Controls
- Running Lights
- 8 Gauge Trolling Motor Harness
- Humminbird PiranhaMax 4 Graph w/ Swivel Mount Bracket
- Minn Kota 45 Edge Trolling Motor
- BackTrack Single Axle Aluminum Trailer w/ Aluminum Wheels





# XPRESS BAY BOATS

THE NUMBER ONE ALUMINUM BAY BOAT...PERIOD

[XBAY SERIES / HYPER-LIFT® BAY SERIES / SHALLOW WATER BAY SERIES / XPLOER CC SERIES]

Xpress Bay Boats are one of the most popular line of bay boats on the market today. Design, performance, and a lifetime of exciting memories lie ahead for you. Whether it's fresh or salt, an Xpress Bay Boat provides the versatility to make your next trip memorable. Settle for nothing



Special thanks to Premiere Yamaha Boating Center of Corpus Christi



	X23B	X21B
Length	23'	21'
Bottom	78"	78"
Beam	102"	102"
Sides	28"	28"
Transom Height	25"	25"
Fuel Tank Capacity	75 gal.	75 gal.
Approx. Weight	2,296 lb.	1,898 lb.
Max Wt./Per/Mo/GR	2,200 lb.	2,050 lb.
Total Wt. Per Cap	10/1,500 lb.	8/1,200 lb.
Aluminum - 5052 Gauge	0.125	0.125
Maximum HP	250	200
Overall Package Length	29'5"	27'5"
BackTrack Trailer Model	AWXB23TK	AWXB21TK

Overall Package Length Includes Trailer and Engine  
All Measurements are Approximate




**STANDARD FEATURES**

- Hyper-Lift® Hull
- All Welded Construction
- Longitudinal Rib Construction
- Unibody Injected Foam Construction
- GulfSand Paint w/ Xtreme Coat Liner
- Raised 3D Xpress Logo
- Self-Bailing Hull
- SeaDek Step Pad on Bow
- Built-In Lockable Rod Boxes (2)
- Aluminum Leaning Post w/ Cushion & Foot Rest
- NEW – Full Length Walk Boards
- Rear Deck Jump Seats w/ Storage Underneath (2)
- Jump Seat Lid Latches
- Oversized Jump Seat in Front deck w/ Storage Underneath
- Fold Down Fishing Seats w/ 13" Extensions (2)
- Aerated Livewell in Rear Deck
- NEW – Large Bay Center Console w/ Baitwell, Fold Down Grab Rail, Removable Windshield, Seat Cushion & Backrest Cushion
- Rod Holders in Console (6)
- Cup Holders in Rear Deck (2)
- Cup Holder on Console
- Cup Holder on Bow
- Speed, Tach and Fuel Gauges
- 8 Gauge Trolling Motor Harness
- Uflex Hydraulic Steering (Greater than 150 HP)
- Humminbird PiranhaMax 4 Graph w/ Swivel Mount Bracket
- Minn Kota Riptide 46 Trolling Motor
- Running Lights
- BackTrack Tandem Axle Aluminum Trailer w/ Brakes

# XBAY

## REVOLUTIONIZING THE BAY BOAT

[X23B / X21B]



Xpress Boats has once again revolutionized the Bay Boat market with the introduction of its XBay Series. Built with the same DNA that has propelled Xpress Boats Hyper-Lift series to the top, this XBay will inevitably be the leader in big water, big fish, excitement. Xpress Boats prefers to LEAD, not follow, Xpress Boats prefers to pioneer, not copy, Xpress Boats prefers to be the choice for the finest performing, finest built, all-welded aluminum boat on the market today.



Special thanks to Premiere Yamaha Boating Center of Corpus Christi



	H24B	H22B	H20B	H18B
Length	24'	22'	20'3"	18'
Bottom	67"	67"	67"	67"
Beam	95"	95"	95"	95"
Sides	24"	24"	24"	24"
Transom Height	22"	22"	22"	22"
Fuel Tank Capacity	36 gal.	36 gal.	36 gal.	18 gal.
Approx. Weight	1,659 lb.	1,528 lb.	1,436 lb.	1,187 lb.
Max Wt./Per/Mo/GR	2,169 lb.	2,000 lb.	1,900 lb.	1,400 lb.
Total Wt. Per Cap	10/1,410lb.	8/1,128 lb.	8/1,128 lb.	4/564 lb.
Aluminum - 5052 Gauge	0.125	0.125	0.125	0.125
Maximum HP	250	115-150/200*	115-150*	115
Overall Package Length	30'6"	27'10"	25'	23'2"
BackTrack Trailer Model	AW24TK	AW22	AW20	AW18

*\*Higher Horsepower Rating Requires Hydraulic Steering Purchase  
6" Jack Plate is Recommended for All Engines 150 HP and Above  
Overall Package Length Includes Trailer and Engine  
All Measurements are Approximate*




**STANDARD FEATURES**

- Hyper-Lift® Hull
- All Welded Construction
- Longitudinal Rib Construction
- Unibody Injected Foam Construction
- Gulfsand Paint w/ Xtreme Coat Liner
- SeaDek Step Pad on Bow
- Built-In Lockable Rod Boxes (2)
- Aluminum Leaning Post w/ Cushion & Foot Rest
- Rear Deck Jump Seats w/ Storage Underneath (2)
- Jump Seat Lid Latches
- Fold Down Fishing Seats w/ 13" Extensions (2)
- Stainless Floor Drain Covers
- Aerated Livewell in Rear Deck
- NEW - Large Bay Center Console w/ Baitwell, Fold Down Grab Rail, Removable Windshield, Seat Cushion & Backrest Cushion
- Medium Bay Center Console w/ Fold Down Grab Rail & Removable Windshield (H18B Only)
- Speed, Tach and Fuel Gauges
- Rod Holders in Console (6)
- Cup Holder in Console
- 8 Gauge Trolling Motor Harness
- NEW - Larger Fuel Tank Capacities
- Uflex Hydraulic Steering (Greater than 150 HP - H24B Only)
- Humminbird PiranhaMax 4 Graph w/ Swivel Mount Bracket
- Minn Kota Riptide 46 Trolling Motor
- Running Lights
- BackTrack Single Axle Aluminum Trailer
- BackTrack Tandem Axle Aluminum Trailer w/ Brakes (H24B Only)

# HYPER-LIFT® BAY

THE ORIGINAL, HIGH PERFORMANCE, BIG WATER XCITEMENT

[H24B / H22B / H20B / H18B]



Xpress Bay Boats are the SOLUTION. Built on the foundation of our Hyper-Lift® Hull, this dream craft packs high performance, fishability, and comfort into an amazing cost effective boat. Thin water or rough seas, you will not find a better solution for that comfortable, dry ride. Whether this is your first bay boat or making this your last bay boat you intend to buy, there is no need to settle for anything less than Xpress! Often imitated, never duplicated as Xpress Boats pioneered all-welded construction and the aluminum bay boat!



Special thanks to Premiere Yamaha Boating Center of Corpus Christi




# SHALLOW WATER

FISH THOUGHT THEY WERE SAFE IN THE SHALLOWS

[SW22B / SW20B / SW18B]

Xpress [SWS] Shallow Water Bay Series hull design allows the adventurous angler to go farther in the shallows where the "big ones" think they are safe. This NEW design performs flawlessly navigating open water and with a nominal draft capable of venturing deep into the marsh. Xpress tough, Xpress performance. Why settle for anything less than Xpress?



	SW22B	SW20B	SW18B
Length	22'	20'	18'
Bottom	67"	67"	67"
Beam	95"	95"	95"
Sides	24"	24"	24"
Transom Height	22"	22"	22"
Fuel Tank Capacity	18 gal.	18 gal.	18 gal.
Approx. Weight	1,528 lb.	1,436 lb.	1,187 lb.
Max Wt./Per/Mo/GR	2,000 lb.	1,772 lb.	1,204 lb.
Total Wt. Per Cap	8/1,128 lb.	8/1,128 lb.	4/564 lb.
Aluminum - 5052 Gauge	0.100	0.100	0.100
Maximum HP	175	115-150*	115
Overall Package Length	27'10"	25'	23'2"
BackTrack Trailer Model	AWHD22	AWHD20	AWHD18

*\*Higher Horsepower Rating Requires Hydraulic Steering Purchase  
Overall Package Length Includes Trailer and Engine  
All Measurements are Approximate*



**STANDARD FEATURES**

- Hydro-Dynamic Hull w/ Tunnel
- All Welded Construction
- Longitudinal Rib Construction
- Unibody Injected Foam Construction
- Flotation Step Pods Welded on Transom
- GulfSand Paint w/ Xtreme Coat Liner
- SeaDek Step Pad on Bow
- Built-In Lockable Rod Boxes (2)
- Aluminum Leaning Post w/ Cushion & Foot Rest
- Rear Deck Jump Seats w/ Storage Underneath (2)
- Jump Seat Lid Latches
- Fold Down Fishing Seats w/ 13" Extensions (2)
- Stainless Floor Drain Covers
- Aerated Livewell in Rear Deck
- NEW - Large Bay Center Console w/ Baitwell, Fold Down Grab Rail, Removable Windshield, Seat Cushion & Backrest Cushion
- Medium Bay Center Console w/ Fold Down Grab Rail & Removable Windshield (SW18B Only)
- Speed, Tach and Fuel Gauges
- Rod Holders in Console (6)
- Cup Holder in Console
- 8 Gauge Trolling Motor Harness
- NEW - Larger Fuel Tank Capacities
- Uflex Hydraulic Steering (Greater than 150 HP - SW22B Only)
- Humminbird PiranhaMax 4 Graph w/ Swivel Mount Bracket
- Minn Kota Riptide 46 Trolling Motor
- Running Lights
- BackTrack Single Axle Aluminum Trailer

Special thanks to Grosse Savanne Lodge



	XP20CC	XP18CC	XP16CC
<b>Length</b>	20'3"	18'	16'
<b>Bottom</b>	67"	60"	60"
<b>Beam</b>	95"	86"	86"
<b>Sides</b>	24"	24"	24"
<b>Transom Height</b>	22"	21"	21"
<b>Fuel Tank Capacity</b>	18 gal.	18 gal.	18 gal.
<b>Approx. Weight</b>	1,261 lb.	1,045 lb.	692 lb.
<b>Max Wt./Per/Mo/GR</b>	1,900 lb.	1,300 lb.	1,065 lb.
<b>Total Wt. Per Cap</b>	8/1,128 lb.	4/564 lb.	4/564 lb.
<b>Aluminum - 5052 Gauge</b>	0.100	0.100	0.100
<b>Maximum HP</b>	115-150*	90	60
<b>Overall Package Length</b>	25'	23'6"	21'
<b>BackTrack Trailer Model</b>	AWHD20	AWHD17	AWS16

*\*Higher Horsepower Rating Requires Hydraulic Steering Purchase  
Overall Package Length Includes Trailer and Engine  
All Measurements are Approximate*




**STANDARD FEATURES**

- Hydro-Dynamic Hull
- All Welded Construction
- Longitudinal Rib Construction
- Unibody Injected Foam Construction
- GulfSand Paint w/ Xtreme Coat Liner
- Lockable Front Deck Storage Lid
- Fold Down Fishing Seats w/ 13" Extensions (2)
- Seat Cushion on Rear Deck (XP18CC & XP16CC Only)
- Leaning Post w/ Cushion (XP20CC Only)
- Jump Seats on Rear Deck (2) (XP20CC Only)
- Aerated Livewell in Rear Deck
- Bilge Pump
- Fiberglass Center Console w/ Aerated Baitwell (XP20CC Only)
- Fiberglass Center Console (XP18CC & XP16CC Only)
- Fold Down Grab Rail
- Removable Tinted Windshield
- Rod Holders in Console (6) (XP20CC Only)
- Speed, Tach and Fuel Gauges
- 8 Gauge Trolling Motor Harness
- Humminbird PiranhaMax 4 Graph w/ Swivel Mount Bracket
- Minn Kota Riptide 46 Trolling Motor
- Running Lights
- BackTrack Single Axle Aluminum Trailer

# XPLORER CC

TOUGH, NIMBLE, WORKHORSE

[XP20CC / XP18CC / XP16CC]



Xpress Xplorer CC Bay Boats are designed to be tough, period. Capable of running shallow, deep in the marsh chasing giant gators or full throttle confidence in open water with sports car performance. Fresh or saltwater, this is American made, blue collar, everyday hard working center console bay boat solution with a ton of excitement built into each one!







# XPRESS SKIFF

ANOTHER ORIGINAL, FROM THE ORIGINAL, THE LEADER

[SKIFF 185 / SKIFF 165]

Xpress Boats the "original" all-welded aluminum company has done it again by being the original to introduce the all-welded aluminum skiff! Don't let the beautiful aesthetics fool you, this amazingly designed skiff packs, performance, fishability and durability into a package suitable for any discerning shallow water angler. This is the boat most glass manufacturers hoped we would not perfect or introduce! No Apologies necessary, no apologies needed, it is an epic craft.





	Skiff 185	Skiff 165
Length	18'5"	16'3"
Bottom	72"	72"
Beam	83"	83"
Sides	16"	16"
Transom Height	21"	21"
Fuel Tank Capacity	18 gal.	18 gal.
Approx. Weight	950 lb.	844 lb.
Max Wt./Per/Mo/GR	1,330 lb.	1,092 lb.
Total Wt. Per Cap	5/705 lb.	4/564 lb.
Aluminum - 5052 Gauge	0.100	0.100
Maximum HP	115	70
Overall Pkg. Length	23'6"	21'
BackTrack Trailer Model	AWSK18	AWSK16

Overall Package Length Includes Trailer and Engine  
All Measurements are Approximate




Skiff 165

Skiff 185

#### STANDARD FEATURES

- Skiff Hull
- All Welded Construction
- Longitudinal Rib Construction
- Unibody Injected Foam Construction
- Splash Well
- White Xtreme Coat w/ Choice of Hull Color
- Front Deck Storage w/ Lockable Lid
- Rear Deck Storage Boxes (2)
- Rod Holders Under Deck
- Aerated Livewell in Rear Deck
- Auto Bilge Pump
- Seat Cushion on Rear Deck
- Fiberglass Center Console w/ Battery Storage and Console Cushions
- Grab Rails on Console (2)
- Tilt Steering
- Bay Steering Wheel
- Stainless Fold Down Deck Cleats (4)
- Sharkeye Running Lights
- 4" Atlas Hydraulic Jack Plate
- Speed, Tachometer and Fuel Gauges
- BackTrack Single Axle Aluminum Trailer



# XPRESS SKIFF

ANOTHER ORIGINAL, FROM THE ORIGINAL  
[SKIFF 185 / SKIFF 165]



Special thanks to Grosse Savanne Lodge





# XPRESS CRAPPIE BOATS

THERE ARE OTHERS, JUST NO OTHER  
[XCLUSIVE PRO CRAPPIE / STICK STEER CRAPPIE / XP7C]

Crappie fishing has exploded over the past decade to epic proportions and tournament trails have followed suit. Xpress Boats has dedicated an entire series to the Crappie angler, whether it be tournament or leisure our Original All-Welded Aluminum boats are the finest built, finest performing crappie boats on the market today. Hyper-Lift® Hull design leads the way in performance, handling, and comfort of ride. These boats are well appointed for the tournament trail or the weekend on the lake. Settle for nothing less than Xpress.



NEXT LEVEL EXCITEMENT



	X20PFC	X18PFC	X17PFC
<b>Length</b>	20'3"	18'	17'
<b>Bottom</b>	67"	67"	59"
<b>Beam</b>	95"	94"	88"
<b>Sides</b>	22"	24"	24"
<b>Transom Height</b>	22"	22"	21"
<b>Fuel Tank Capacity</b>	36 gal.	36 gal.	18 gal.
<b>Approx. Weight</b>	1,470 lb.	1,187 lb.	951 lb.
<b>Max Wt./Per/Mo/GR</b>	1,500 lb.	1,400 lb.	1,315 lb.
<b>Total Wt. Per Cap</b>	4/564 lb.	4/564 lb.	4/564 lb.
<b>Aluminum - 5052 Gauge</b>	0.125	0.125	0.125
<b>Maximum HP</b>	115-150/200*	115/150*	115
<b>Overall Pkg. Length</b>	25'3"	23'2"	20'9"
<b>BackTrack Trailer Model</b>	AW20-A	AW18-A	AX17-A

*\*Higher Horsepower Rating Requires Hydraulic Steering Purchase  
A 6" Jack Plate is Recommended on all Engines 150 HP or Greater  
Overall Package Length Includes Trailer and Engine  
All Measurements are Approximate*



X18PFC

X17PFC



# XCLUSIVE PRO CRAPPIE

THERE ARE OTHERS, JUST NO OTHER

[X20PFC / X18PFC / X17PFC]

Whether tournament fishing or just a casual day on the lake chasing slab crappie, the Hyper-Lift® hull is the platform envied by most crappie fishermen and celebrated by those who already own one. Comfort, speed, and performance combined with the backing of true craftsmen building the finest crappie craft on the water today. Why settle for anything less than the best. There are others, but no other like it.



#### STANDARD FEATURES

- Hyper-Lift® Hull
- All Welded Construction
- Longitudinal Rib Construction
- Unibody Injected Foam Construction
- Choice of Paint & Xtreme Coat Liner
- NEW - Xclusive Graphics
- Full Front Deck Design
- Xtreme Coat Under Lids and in Seat Box
- NEW - Built-In Cooler Step w/ SeaDek Pad
- NEW - Seatbox w/ Storage & Center Cooler
- Tuck & Roll Driver and Passenger Seats w/ Storage Box
- Fold Down Fishing Seat w/ 13" Extension (2)
- Pedestal Bases Across Front Deck (3)
- Lockable Front Deck Storage Boxes
- Storage Boxes in Rear Deck (2)
- Lockable Side Rod Box
- NEW - Dry Storage Tube in Rear Deck
- Aerated Livewell in Front Deck
- Recirculating Livewell w/ Minnow Bucket in Rear Deck
- Bilge Pump
- NEW - Fiberglass Console
- Tinted Windshield
- Tach, Fuel, Trim & Water PSI Gauges
- Flush Mount Controls
- Trim Switch on Bow
- 2 Bank Charger
- 8 Gauge Trolling Motor Harness
- Humminbird Helix 7 Chirp SI G2N Graph - Flush Mounted in Console
- Minn Kota Maxxum 70 Trolling Motor (52")
- Minn Kota Maxxum 70 Trolling Motor (42") - X17PFC Only
- BackTrack Single Axle Aluminum Trailer w/ Aluminum Wheels



	<b>XP16PF</b>
Length	16'
Bottom	51"
Beam	78"
Sides	24"
Transom Height	21"
Fuel Tank Capacity	Not Incl.
Approx. Weight	667 lb.
Max Wt./Per/Mo/GR	1,065 lb.
Total Wt. Per Cap	4/564 lb.
Aluminum - 5052 Gauge	0.100
Maximum HP	50
Overall Pkg. Length	20'7"
BackTrack Trailer Model	AWHD16

Overall Package Length Includes Trailer and Engine  
All Measurements are Approximate



XP16PF



# STICK STEER CRAPPIE

## UP FRONT AND IN CONTROL


Agile, nimble, and perfectly appointed accurately depicts our XP16PF. Designed by crappie fisherman, built by craftsmen. This is the complete stick steer, feature packed sac-au-lait boat capable of getting you to and from favorite brush piles in comfort and style.



### STANDARD FEATURES

- Hydro-Dynamic Hull
- All Welded Construction
- Longitudinal Rib Construction
- Unibody Injected Foam Construction
- Majestic Silver Metallic Paint w/ Xtreme Coat Liner
- Color Coordinated Graphics
- Xtreme Coat Under Lids
- Fold Down Fishing Seats w/ 13" Extensions (2)
- Storage in Front Deck
- Enclosed Rear Deck
- Starboard Lockable Side Rod Box
- Port Side Lockable Storage Box
- Port Side Aerated Livewell
- Bilge Pump
- Stick Steering
- Cup Holder for Driver
- Humminbird PiranhaMax 4 Graph w/ Swivel Mount Bracket
- Minn Kota 45 Edge Trolling Motor
- BackTrack Single Axle Aluminum Trailer





# XPRESS XP7 CRAPPIE

GREAT SOLUTION, GREAT VALUE, GREAT PACKAGE

Xpress Boats XP7 Crappie contains a ton of creature comforts for that long day on the water or that quick trip to your favorite crappie mat. This feature rich boat has been designed for the angler wanting all of the great Xpress assets and essentials wrapped up in a conservative budget. There is no need to settle for anything less than Xpress. You deserve it!



<b>Length</b>	17"
<b>Bottom</b>	64"
<b>Beam</b>	91"
<b>Sides</b>	24"
<b>Transom Height</b>	21"
<b>Fuel Tank Capacity</b>	18 gal.
<b>Approx. Weight</b>	1,050 lb.
<b>Max Wt./Per/Mo/GR</b>	1,200 lb.
<b>Total Wt. Per Cap</b>	4/564 lb.
<b>Aluminum - 5052 Gauge</b>	0.100
<b>Maximum HP</b>	90
<b>Overall Package Length</b>	23'6"
<b>BackTrack Trailer Model</b>	AWXP7-A

*Overall Package Length Includes Trailer and Engine  
All Measurements are Approximate*



### STANDARD FEATURES

- Hydro-Dynamic II Hull
- All Welded Construction
- Longitudinal Rib Construction
- Unibody Injected Foam Construction
- Choice of Paint w/ Xtreme Coat Liner
- Xtreme Coat Under Lids and in Seat Box
- Wide Full Front Deck
- Front Deck Storage
- Aerated Livewells in Front & Rear Decks
- Lockable Built In Rod Box
- Tuck & Roll Driver & Passenger Seats w/ Storage Box
- Fold Down Fishing Seats w/ 13" Extensions (2)
- Seat Bases Across Front Deck (3)
- Bilge Pump
- NEW - Fiberglass Console
- Tinted Windshield
- Tach, Fuel, Trim & Water PSI Gauges
- Flush Mount Controls
- Built In Fuel Tank
- Running Lights
- 8 Gauge Trolling Motor Harness
- Humminbird PiranhaMax 4 Graph w/ Swivel Mount Bracket
- Minn Kota 45 Edge Trolling Motor
- BackTrack Single Axle Aluminum Trailer w/ Aluminum Wheels





# XPRESS HUNTING BOATS

LIMITLESS OPPORTUNITIES AND XCITEMENT!

[HYPER-LIFT® DB SERIES / XTS SERIES / HD DUCK BOAT SERIES / DBX SERIES / BAYOU SERIES]

Xpress Boats Hunting Series offers limitless opportunities to pursue anything you deem xciting! Fish or fowl, go just about anywhere with the confidence of knowing you have made the finest choice in high performance all-welded aluminum pursuit boats. With unmatched construction, unibody foam injected hull to exceed Coast Guard flotation standards and countless other assets. We gaurantee that xcitement has been built into every one of our boats, its just up to you to discover the limitless possibilities. Settle for nothing less than Xpress!



## RNT-V

*Xpress Boats is a proud sponsor of RNT-V featured on the Sportsman's Channel*





	H18DB	H16DB
Length	18'	16'
Bottom	63"	63"
Beam	75"	75"
Sides	22"	22"
Transom Height	21"	21"
Approx. Weight	717 lb.	637 lb.
Max Wt./Per/Mo/GR	1,242 lb.	948 lb.
Total Wt. Per Cap	5/614 lb.	4/489 lb.
Aluminum - 5052 Gauge	0.100	0.100
Maximum HP	70	50
Overall Pkg. Length	22'6"	20'6"
BackTrack Trailer Model	AWDB18	AW16

*Overall Package Length Includes Trailer and Engine  
All Measurements are Approximate*



# XPRESS HYPER-LIFT® DUCK BOAT

PAD HULL DUCK BOAT, FAST, STRONG, NOTHING LIKE IT!  
[H18DB / H16DB]

Others in the industry believe that reducing overall weight, strength, and integrity will enhance performance. It might, however its dangerous. There is only one way to ensure safety and performance, Xpress Boats Hyper-Lift® Hull from the Original All-Welded Aluminum Manufacturer has accomplished both. The DNA of this boat runs throughout our high performance line of bass and bay boats and now leads our hunting series. Its fast, its strong and its an original, settle for nothing less than Xpress.



H18DB

H16DB



#### STANDARD FEATURES

- Hyper-Lift® DB Hull
- All Welded Construction
- Longitudinal Rib Construction
- Unibody Injected Foam Construction
- Xpress Camo Paint w/ Xtreme Coat Liner
- Step Pod Transom
- Xpress Raised 3D Black Logo
- Full Aluminum Floor
- Xpress Duck Boat Accessory Rail
- Lowered Front Deck w/ Lockable Storage
- Lowered Welded In Lockable Gun Box
- Enclosed Rear Deck
- Snap On Driver Seat Cushion
- Bow LED Light
- 8 Gauge Trolling Motor Harness
- Running Lights
- BackTrack Single Axle Aluminum Trailer





	XTS18	XTS16
Length	18'	16'
Bottom	57"	57"
Beam	68.5"	68.5"
Sides	21"	21"
Transom Height	21"	21"
Approx. Weight	620 lb.	551 lb.
Max Wt./Per/Mo/GR	1,115 lb.	990 lb.
Total Wt. Per Cap	4/564 lb.	3/423 lb.
Aluminum - 5052 Gauge	0.100	0.100
Maximum HP	60	50
Overall Pkg. Length	22'6"	20'6"
BackTrack Trailer Model	AWD18	AWD16

*Overall Package Length Includes Trailer and Engine  
All Measurements are Approximate*



**STANDARD FEATURES**

- Hydro-Dynamic Hull
- All Welded Construction
- Longitudinal Rib Construction
- Unibody Injected Foam Construction
- Xpress Camo Paint w/ Xtreme Coat Liner
- Xpress Duck Boat Graphics
- Step Pod Transom
- Full Aluminum Floor
- Xpress Duck Boat Accessory Rail
- Lowered Front Deck w/ Lockable Storage
- Enclosed Rear Deck
- Welded On Center Keel
- Seat Bases in Rear Deck (2)
- Bow LED Light
- 8 Gauge Trolling Motor Harness
- Running Lights
- BackTrack Single Axle Aluminum Trailer



# XPRESS TACTICAL SERIES

TACTICAL PRECISION IN DESIGN AND PERFORMANCE!

[XTS18 / XTS16]

Brevity is the key while describing this incredible boat. Chosen by champions, Jim Ronquest, host of RNT-V and World Champion Duck Caller has chosen this rig as his outboard Go-To performance, handling, ride solution. He has chosen to settle for nothing less than Xpress. Precision, laser like design describes effectively the Xpress Tactical Series.



XTS18



XTS16



	Bayou 18	Bayou 17	Bayou 18V	Bayou 17V
Length	18'	17'	18'	17'
Bottom	50"	50"	50"	50"
Beam	68"	68"	68"	68"
Sides	24"	24"	24"	24"
Transom Height	20"	20"	20"	20"
Approx. Weight	630 lb.	590 lb.	630 lb.	590 lb.
Max Wt./Per/Mo/GR	1,206 lb.	982 lb.	1,124 lb.	924 lb.
Total Wt. Per Cap	5/705 lb.	4/564 lb.	5/705 lb.	4/564 lb.
Aluminum - 5052 Gauge	0.125	0.125	0.125	0.125
Maximum HP	70	50	70	50
BackTrack Trailer Model	AWB18	AWB18	AWB18	AWB18



Bayou 18

Bayou 18V

#### STANDARD FEATURES

- Bayou Mud Hull
- All Welded Construction
- Unitbody Injected Foam Construction
- Longitudinal Rib Construction
- Flat Front (Bayou 18 & Bayou 17 Only)
- V Front (Bayou 18V & Bayou 17V Only)
- Smooth Bottom w/ Rolled Sides for Mud Release
- Step Pod Transom
- Xpress Camo Paint & Xtreme Coat Liner
- Xpress Raised 3D Black Logo
- Welded In Aluminum Floor
- Front Deck Storage
- Duck Boat Accessory Rail
- Rear Deck Seating
- 8 Gauge Trolling Motor Harness
- Running Lights
- BackTrack Single Axle Aluminum Trailer



# BAYOU

WHEN YOU HAVE TO GO TO THEM!

[BAYOU 18 / BAYOU 17 / BAYOU 18 V / BAYOU 17V]

The questions are no longer "can we?" or "should we?" The answer is simply: why wouldn't we? The Xpress Boats Bayou Surface Drive Series boat has been re-engineered to take anything you can throw at it by a host of waterfowlers including Jim Ronquest host of RNT-V and professional waterfowler. Run with confidence in thin water with its completely smooth bottom complimented with today's latest surface drive motors, this is the solution and you don't have to settle for anything less than Xpress.





	<b>HD16DB</b>
Length	16'
Bottom	51"
Beam	78"
Sides	24"
Transom Height	21"
Approx. Weight	600 lb.
Max Wt./Per/Mo/GR	1,065 lb.
Total Wt. Per Cap	4/564 lb.
Aluminum - 5052 Gauge	0.100
Maximum HP	50
Overall Pkg. Length	20'6"
BackTrack Trailer Model	AWHD16

*Overall Package Length Includes Trailer and Engine  
All Measurements are Approximate*



# HD DUCK BOAT

THE STANDARD, THE WORKHORSE, THE ORIGINAL

This is the one, the standard, the workhorse, the original Hddb. Blue Collar, All American craftsmanship and toughness built into each and every Hddb. Performance, durability and years of experience building the first all-welded aluminum boat answers any questions ever posed about a fast, durable, and most importantly safe duck boat. We build the excitement into each one of these, it's up to you how you get it out!



ROD BOX

LIVEWELL

HD16DB

#### STANDARD FEATURES

- Hydro-Dynamic Hull
- All Welded Construction
- Longitudinal Rib Construction
- Unibody Injected Foam Construction
- Xpress Camo Paint w/ Xtreme Coat Liner
- Xpress Duck Boat Graphics
- Full Aluminum Floor
- Xpress Duck Boat Accessory Rail
- Livewell in Front Deck
- Lowered Front Deck w/ Lockable Storage
- Lowered Welded In Lockable Gunbox
- NEW - "K" Style Rear Deck
- Enclosed Rear Deck
- Welded On Center Keel
- NEW - Recessed Switch Panel
- 8 Gauge Trolling Motor Harness
- Running Lights
- Bilge Pump
- BackTrack Single Axle Aluminum Trailer



NEW: TRANSCOM STEP





	HD16DBX	HD15DBX
Length	16'	15'
Bottom	51"	46"
Beam	78"	66"
Sides	24"	21"
Transom Height	21"	21"
Approx. Weight	600 lb.	545 lb.
Max Wt./Per/Mo/GR	1,065 lb.	850 lb.
Total Wt. Per Cap	4/564 lb.	3/423 lb.
Aluminum - 5052 Gauge	0.100	0.080
Maximum HP	50	40
Overall Pkg. Length	20'6"	19'6"
BackTrack Trailer Model	AWHD16	AWHD15

*Overall Package Length Includes Trailer and Engine  
All Measurements are Approximate*

**STANDARD FEATURES**

- Hydro-Dynamic Hull
- All Welded Construction
- Longitudinal Rib Construction
- Unibody Injected Foam Construction
- Xpress Camo Paint w/ Xtreme Coat Liner
- Xpress Duck Boat Graphics
- Full Aluminum Floor
- NEW – Transom Step
- Xpress Duck Boat Accessory Rail
- Lowered Front Deck w/ Lockable Storage
- NEW – “K” Style Rear Deck
- Enclosed Rear Deck
- Welded On Center Keel
- BackTrack Single Axle Aluminum Trailer

# XPRESS [DBX]



DESIGNED BY WATERFOWLERS FOR WATERFOWLERS  
[HD16DBX / HD15DBX]


50 years of tradition and innovation has created one of the toughest, best running, waterfowl pursuit platform at an exceptional value. The Xpress Boats DBX is the solution for the discerning waterfowler wanting champagne performance on a conservative budget. No need to settle for something less than Xpress, the value solution maintains the same unibody injected foam exceeding Coast Guard flotation standards just like our larger boats. Safe, durable, optimum performance, no need to settle for anything less than Xpress at this price!



SHOWN WITH OPTIONAL XTREMECONVENIENCE STATION







# XPRESS CATFISH BOATS

COMPLETE CATFISHING SOLUTION  
[EXPLORER CATFISH SERIES]

If you chase big cats, you know it takes much more than just a bobber and a big stick! Xpress Boats understands that principle as well and when we set out to design and build the finest all-welded aluminum, high performance catfish boat on the water, we knew our audience was going to be critical. We knew you wouldn't settle for anything less than our best.

We built big cat tournament excitement into every Catfish Series boat we Manufacture whether you fish competitively or not. We didn't settle for mediocrity and you shouldn't settle for anything less than Xpress!



Special thanks to Wild Bills Boats



# XPRESS CATFISH BOATS

THE COMPLETE CATFISHING SOLUTION

[XP200 CATFISH / XP185 CATFISH]

It's tough, it's rugged, and built to run shallow, deep, rough or flat-out! From the same company that brought you the "Original" All-Welded Aluminum, this incredible catfish boat is backed with 52 years of xperience and xcitement.



#### STANDARD FEATURES

- Hydro-Dynamic Hull
- All Welded Construction
- Longitudinal Rib Construction
- Unibody Injected Foam Construction
- Xpress Camo Paint & Xtreme Coat Liner
- Xpress Duck Boat Graphics
- NEW - Xpress Duck Boat Accessory Rail
- Fold Down Driver and Passenger Seat w/ Storage Box
- Fold Down Fishing Seats w/13" Extensions (2)
- Pedestal Bases on Rear Deck (2)
- Lockable Side Rod Box
- Large Front Deck Catfish Livewell
- High Pressure Wash Down in Front Catfish Livewell
- Oval Baitwell in Rear Deck
- Bilge Pump
- Fiberglass Console
- Tinted Windshield
- 8 Gauge Trolling Motor Harness
- Speed, Tach & Fuel Gauges
- Humminbird PiranhaMax 4 Graph w/ Swivel Mount Bracket
- Minn Kota 45 Edge Trolling Motor
- BackTrack Single Axle Aluminum Trailer

	XP200 Catfish	XP185 Catfish
Length	20'3"	18'
Bottom	67"	67"
Beam	95"	95"
Sides	26"	26"
Transom Height	22"	22"
Fuel Tank Capacity	18 gal.	18 gal.
Approx. Weight	1,261 lb.	1,185 lb.
Max Wt./Per/Mo/GR	1,900 lb.	1,345 lb.
Total Wt. Per Cap	8/1,128 lb.	5/705 lb.
Aluminum - 5052 Gauge	0.100	0.100
Maximum HP	115/150*	115
Overall Pkg. Length	25'	23'
BackTrack Trailer Model	AWHD20	AWHD18


\* Higher Horsepower Rating Requires Hydraulic Steering Purchase  
 Overall Package Length Includes Trailer and Engine  
 All Measurements are Approximate



XP200 Catfish

XP185 Catfish





# UTILITY

NOT JUST ANY JON, ITS OUR DNA!



Xpress Jon Boats' roots run deep and strong. Trust the origin, trust the quality, trust the name. Xpress Boats. Xpress is the "Original" All-Welded Aluminum boat manufacturer with 50 years of perfecting our craft. Whether it's for pleasure or commercial use, a flat bottom, or Mod "V" hull, rigged with accessories or simply 2 bench seats we have the right boat for you. Settle for nothing less than Xpress.

	HD20VJ	HD18VJ	HD17VJ	HD16VJ	HD15VJ
Length	20'	18'	17'	16'	15'
Bottom	68"	60"	60"	51"	46"
Beam	98"	85"	85"	78"	67"
Sides	26"	24"	25"	24"	20"
Transom Height	21"	21"	21"	21"	16"
Approx. Weight	850 lb.	700 lb.	650 lb.	600 lb.	550 lb.
Max Wt./Per/Mo/GR	1,900 lb.	1,416 lb.	1,275 lb.	1,065 lb.	748 lb.
Total Wt. Per Cap	8/1,128 lb.	6/814 lb.	5/673 lb.	4/564 lb.	3/423 lb.
Aluminum - 5052 Gauge	0.100	0.100	0.100	0.100	0.080
Maximum HP	115*	90*	90*	50	25

\*Higher Horsepower Ratings Require Remote Kit, All Measurements are Approximate



	HD20DDP	HD18DDP	HD17DDP	HD16DDP	HD15DDP
Length	20'	18'	17'	16'	15'
Bottom	68"	60"	60"	51"	46"
Beam	98"	85"	85"	78"	67"
Sides	26"	24"	25"	24"	20"
Transom Height	21"	21"	21"	21"	16"
Approx. Weight	850 lb.	689 lb.	650 lb.	600 lb.	550 lb.
Max Wt./Per/Mo/GR	1,900 lb.	1,416 lb.	1,275 lb.	1,065 lb.	748 lb.
Total Wt. Per Cap	8/1,128 lb.	6/814 lb.	5/673 lb.	4/564 lb.	3/423 lb.
Aluminum - 5052 Gauge	0.100	0.100	0.100	0.100	0.080
Maximum HP	115*	70/90*	70/90*	50	25

\*Higher Horsepower Ratings Require Remote Kit, All Measurements are Approximate



Special thanks to Grosse Savanne Lodge



# JON

TOUGH, DURABLE, DEPENDABLE



### VJ Series

Model	Length	Bottom	Beam	Sides	Transom Height	Approx. Wt.	Max Wt. Per/ Mo/ Gr	Total Wt. Per Cap	Alum. 5052 Gauge	Max. HP
1546 VJ	15'	46"	67"	20"	16" or 21"	313 lb.	748 / 841 lb.	3/423 lb.	0.080	40*
1650 VJ	16'	50"	75"	23"	16" or 21"	341 lb.	982 / 1,065 lb.	4/564 lb.	0.100	60*
1756 VJ	17'	56"	78"	25"	21"	460 lb.	1,124 lb.	4/564 lb.	0.100	70*

\*Higher Horsepower ratings are for remote steering only

### Deck Boat Series

Model	Length	Bottom	Beam	Sides	Transom Height	Approx. Wt.	Max Wt. Per/ Mo/ Gr	Total Wt. Per Cap	Alum. 5052 Gauge	Max. HP
1440D	14'	41"	62"	21"	16"	258 lb.	748 lb.	3/423 lb.	0.080	25
1546D	15'	46"	66"	21"	16"	320 lb.	748 lb.	3/423 lb.	0.080	25
1650D	16'	50"	75"	23"	16" or 21"	410 lb.	982/1,065 lb.	4/564 lb.	0.100	60*
1652D	16'	52"	77"	21"	16" or 21"	385 lb.	932 lb.	3/423 lb.	0.080	60*
1752D	17'	52"	77"	21"	21"	400 lb.	932 lb.	3/423 lb.	0.080	60*
1756D	17'	57"	78"	25"	21"	429 lb.	1,124 lb.	4/564 lb.	0.100	60*

\*Higher Horsepower ratings are for remote steering only

### Recreational & Livewell Series

Model	Length	Bottom	Beam	Sides	Transom Height	Approx. Wt.	Max Wt. Per/ Mo/ Gr	Total Wt. Per Cap	Alum. 5052 Gauge	Max. HP
1440	14'	41"	62"	21"	16"	248 lb.	748 lb.	3/423 lb.	0.080	25
1440LW	14'	41"	62"	21"	16"	248 lb.	748 lb.	3/423 lb.	0.080	25
1450LW	14'	50"	74"	23"	16" or 21"	300 lb.	748 lb.	3/423 lb.	0.100	25
1546	15'	46"	66"	21"	16"	316 lb.	748 lb.	3/423 lb.	0.080	25
1546LW	15'	46"	66"	21"	16"	316 lb.	748 lb.	3/423 lb.	0.080	25
1650	16'	50"	75"	23"	16" or 21"	384 lb.	932(L0) 982(HI)	3/423 lb.	0.100	40
1650LW	16'	50"	75"	23"	16" or 21"	384 lb.	932(L0) 982(HI)	3/423 lb.	0.100	40
1652	16'	52"	77"	21"	16" or 21"	364 lb.	932(L0) 982(HI)	3/423 lb.	0.080	40

Special thanks to Grosse Savanne Lodge



EVOLUTION THAT'S XCITING

NEXT LEVEL XCITEMENT



Reliability Starts Here.®



**NEW: XTREME TRAILER**

**XTREME TRAILER PACKAGE:**  
(MUST HAVE TANDEM AXLE TRAILER)

18" ALUMINUM WHEEL UPG (2 AXLES), CUSTOM TREAD PLATE TANDEM FENDERS, FLUSH MOUNTED TAIL LIGHTS AND BACKUP LIGHTS, RATCHET BRACKETS

**Saltwater Package**  
Composite Bunk Covers, Upgraded Bow Roller

**Trailer For Use With These Boat Models**

AWJ46	1440 1546	1440D 1546D	1440LW 1546LW						
AVB46					1546VJ				
AWJ50	1650	1650D	1450LW 1650LW	1650T					
AWV50					1650VJ				
AWJ56		1756D		1756T					
AWJ16				XP160	XP16CC				
AWSK16									Skiff 16S
AWSK18									Skiff 18S
AVB56					1756VJ				
AX17		X17 PRO	X17						
AW16									H16DB
AWXP7	XP7		XP7C						
AX17			X17PFC	X17 PRO					
AW17	H17			H17PFC					
AW18	H18		X18 PFC	X18 PRO	H18PFC				
AW19				X19 PRO					
AW20	H20		X20PFC						H20B
AW21				X21 PRO					
AW22	H22								H22B H24B
AW24									
AWXB21	X21B								
AWXB23	X23B								
AWB18				Bayou 18 Bayou 18V	Bayou 17 Bayou 17V				
AWD16				XTS16					
AWD18				XTS18					
AW16				H16DB					
AWDB18				H18DB					
AWHD15				HD15DB		HD15VJ	HD15DDP		
AWHD16			XP16PF	HD16DBX	HD16DB	HD16VJ	HD16DDP		
AWHD17	XP7	XP7C	XP170 XP180	XP18CC		HD17VJ	HD17DDP		
						HD18VJ	HD18DDP		
AWHD18				XP185 Catfish		SW18B			
AWHD20			XP200	XP20CC	XP200 Catfish	HD20VJ	HD20DDP	SW20B	
AWHD22						SW22B			

Trailer	Axle Weight (lbs)	Spring Weight (lbs)	Wheel Size
AWJ46	2000	2000	13"
AVB46	2000	2000	13"
AWJ50	3500	2500	13"
AWV50	3500	2500	13"
AWJ56	3500	3500	14"
AWB18	3500	2500	13"
AWS16	3500	2500	13"
AVB56	3500	3500	14"
AW16	3500	2500	13"
AWXP7	3500	3500	13"
AW17	3500	2500	13"
AX17	3500	2500	14"
AW18	3500	3500	14"
AW19	3500	3500	14"
AW20	3500	3500	14"
AW21	3500	3500	14"
AW22	3500	3500	14"
AW24*	3500	3500	14"
AWXB21*	3500	3500	14"
AWXB23*	3500	3500	14"
AWSK16	3500	2500	13"
AWSK18	3500	2500	13"
AWD16	3500	2500	13"
AWD18	3500	2500	13"
AWDB18	3500	2500	13"
AWHD15	2000	2000	13"
AWHD16	3500	2500	13"
AWHD17	3500	3500	13"
AWHD18	3500	3500	14"
AWHD20	3500	3500	14"
AWHD22	3500	3500	14"

\*Tandem Axle With Brakes on One Axle

# BT BACKTRACK TRAILERS

**OPTIONS**

- Aluminum Spare Tire and Mount
- Aluminum Wheel Upgrade
- Brakes on Second Axle of Tandem
- Single Axle w/ Brakes
- Galvanized Spare Tire and Mount
- Swing Away Tongue
- Tandem Axle w/ Brakes on One Axle
- Tandem Axle w/ Brakes on Both Axles

All options may not be available on all trailer sizes.



**HIGH PERFORMANCE HUBS**  
100,000 MILE LUBRICATION SYSTEM

Lithium complex fortified with rust and oxidation inhibitors, High pressure additives provide a high degree of water resistance and washout properties

- 100,000 mile or 6 year limited warranty\* (no extra cost)
- "No Touch" lubrication system
- No need for periodic re-greasing or inspection
- Reusable dust cap is threaded for easy removal should the need occur.



Special thanks to ARE Truck Caps





<p><b>EXCLUSIVE PRO BASS</b></p> <p><b>HYPER-LIFT®</b></p> <p>STANDARD COLOR XPRESS CAMO</p> <p>COLOR OPTIONS GULF SAND WHITE MAJESTIC SILVER RED BURGUNDY CHARCOAL METALLIC GREY MIDNIGHT BLUE MOSS GREEN XPRESS CAMO OD TAN</p> <p>HULL LENGTHS 21 - 19 - 18 - 17</p> <p>PACKAGES LE ELITE</p>	<p><b>HYPER-LIFT® BASS</b></p> <p><b>HYPER-LIFT®</b></p> <p>STANDARD COLOR XPRESS CAMO</p> <p>COLOR OPTIONS GULF SAND WHITE MAJESTIC SILVER RED BURGUNDY CHARCOAL METALLIC GREY MIDNIGHT BLUE MOSS GREEN XPRESS CAMO OD TAN</p> <p>HULL LENGTHS 22 - 20 3/4 - 18 - 17</p> <p>PACKAGES TOURNAMENT SERIES (TS) SPORTSMEN BASS BOAT</p>	<p><b>XP7 BASS</b></p> <p><b>HD2 HULL</b></p> <p>STANDARD COLOR CHOICE OF HULL COLOR</p> <p>COLOR OPTIONS GULF SAND WHITE MAJESTIC SILVER RED BURGUNDY CHARCOAL METALLIC GREY MIDNIGHT BLUE MOSS GREEN XPRESS CAMO OD TAN</p> <p>HULL LENGTHS 17</p> <p>PACKAGES DUCK BOAT</p>	<p><b>XPLORER BASS</b></p> <p><b>HYDRO-DYNAMIC</b></p> <p>STANDARD COLOR XPRESS CAMO</p> <p>COLOR OPTIONS GULF SAND WHITE MAJESTIC SILVER RED BURGUNDY CHARCOAL METALLIC GREY MIDNIGHT BLUE MOSS GREEN XPRESS CAMO OD TAN</p> <p>HULL LENGTHS 20 - 18 - 17 - 16</p> <p>PACKAGES TOURNAMENT SPORTSMEN BASS BOAT</p>	<p><b>XBAY</b></p> <p><b>HYPER-LIFT®</b></p> <p>STANDARD COLOR GULF SAND</p> <p>COLOR OPTIONS GULF SAND WHITE MAJESTIC SILVER RED BURGUNDY CHARCOAL METALLIC GREY MIDNIGHT BLUE MOSS GREEN XPRESS CAMO OD TAN</p> <p>HULL LENGTHS 23 - 21</p> <p>PACKAGES SALTWATER TEAM XTREME MARSH MARSH XTREME REDFISH REDFISH XTREME BAY STAINLESS BAY STAINLESS DUCK BOAT SALTWATER TRAILER PKG</p>	<p><b>HYPER-LIFT BAY</b></p> <p><b>HYPER-LIFT®</b></p> <p>STANDARD COLOR GULF SAND</p> <p>COLOR OPTIONS GULF SAND WHITE MAJESTIC SILVER RED BURGUNDY CHARCOAL METALLIC GREY MIDNIGHT BLUE MOSS GREEN XPRESS CAMO OD TAN</p> <p>HULL LENGTHS 24 - 22 - 20 3/4 - 18</p> <p>PACKAGES SALTWATER TEAM XTREME MARSH MARSH XTREME REDFISH REDFISH XTREME BAY STAINLESS BAY STAINLESS DUCK BOAT SALTWATER TRAILER PKG</p>	<p><b>SHALLOW WATER BAY</b></p> <p><b>SHALLOW WATER</b></p> <p>STANDARD COLOR GULF SAND</p> <p>COLOR OPTIONS GULF SAND WHITE MAJESTIC SILVER RED BURGUNDY CHARCOAL METALLIC GREY MIDNIGHT BLUE MOSS GREEN XPRESS CAMO OD TAN</p> <p>HULL LENGTHS 22 - 20 - 18</p> <p>PACKAGES SALTWATER TEAM XTREME MARSH MARSH XTREME REDFISH REDFISH XTREME BAY STAINLESS BAY STAINLESS DUCK BOAT SALTWATER TRAILER PKG</p>	<p><b>XPLORER CC</b></p> <p><b>HYDRO-DYNAMIC</b></p> <p>STANDARD COLOR GULFSAND</p> <p>COLOR OPTIONS GULF SAND WHITE MAJESTIC SILVER RED BURGUNDY CHARCOAL METALLIC GREY MIDNIGHT BLUE MOSS GREEN XPRESS CAMO OD TAN</p> <p>HULL LENGTHS 20 3/4 - 18 - 16</p> <p>PACKAGES REDFISH DUCK BOAT SALTWATER TRAILER PKG</p>	<p><b>SKIFF</b></p> <p><b>SKIFF HULL</b></p> <p>STANDARD COLOR CHOICE OF HULL COLOR</p> <p>COLOR OPTIONS GULF SAND WHITE MAJESTIC SILVER RED BURGUNDY CHARCOAL METALLIC GREY MIDNIGHT BLUE MOSS GREEN XPRESS CAMO OD TAN</p> <p>HULL LENGTHS 18 5/8 - 16 3/8</p> <p>PACKAGES DUCK BOAT SALTWATER TRAILER PKG</p>	<p><b>XPLORER CATFISH</b></p> <p><b>HYDRO-DYNAMIC</b></p> <p>STANDARD COLOR XPRESS CAMO</p> <p>COLOR OPTIONS GULF SAND WHITE MAJESTIC SILVER RED BURGUNDY CHARCOAL METALLIC GREY MIDNIGHT BLUE MOSS GREEN XPRESS CAMO OD TAN</p> <p>HULL LENGTH 20 3/4 - 18</p> <p>PACKAGES TOURNAMENT SERIES (TS) SPORTSMEN BASS BOAT</p>	<p><b>EXCLUSIVE PRO CRAPPIE</b></p> <p><b>HYPER-LIFT®</b></p> <p>STANDARD COLOR CHOICE OF HULL COLOR</p> <p>COLOR OPTIONS GULF SAND WHITE MAJESTIC SILVER RED BURGUNDY CHARCOAL METALLIC GREY MIDNIGHT BLUE MOSS GREEN XPRESS CAMO OD TAN</p> <p>HULL LENGTH 20 3/4 - 18 - 17</p> <p>PACKAGES LE ELITE</p>	<p><b>XPLORER SS CRAPPIE</b></p> <p><b>HYDRO-DYNAMIC</b></p> <p>STANDARD COLOR MAJESTIC SILVER</p> <p>COLOR OPTIONS GULF SAND WHITE MAJESTIC SILVER RED BURGUNDY CHARCOAL METALLIC GREY MIDNIGHT BLUE MOSS GREEN XPRESS CAMO OD TAN</p> <p>HULL LENGTH 16</p> <p>PACKAGES SPORT DUCK BOAT</p>	<p><b>XP7 CRAPPIE</b></p> <p><b>HD2 HULL</b></p> <p>STANDARD COLOR CHOICE OF HULL COLOR</p> <p>COLOR OPTIONS GULF SAND WHITE MAJESTIC SILVER RED BURGUNDY CHARCOAL METALLIC GREY MIDNIGHT BLUE MOSS GREEN XPRESS CAMO OD TAN</p> <p>HULL LENGTH 17</p> <p>PACKAGES DUCK BOAT</p>	<p><b>HUNTING SERIES</b></p> <p><b>HYPER-LIFT® DB Hyper-Lift® Hull</b></p> <p><b>XTS HD:3 Hull</b></p> <p><b>HDDB SERIES Hydro Dynamic Hull</b></p> <p><b>DBX SERIES Hydro Dynamic Hull</b></p> <p><b>BAYOU SERIES Bayou Mud Hull</b></p>
--	--	--	--	---	---	---	---	--	--	--	---	--	---



# HULL DESIGNS



HYPER-LIFT® HULL

The Xpress Boat Hyper-Lift® hull is a marvel of engineering excellence, providing a lightning fast hole shot, unbelievable turning and a smooth steady, dry ride. Celebrating its 25th anniversary, this hull is the finest platform for our high performance boats.



HYDRO-DYNAMIC HULL

The Xpress Boats Hydro-Dynamic hull is the muscle of the XP Series. Interconnecting longitudinal ribs and all-welded aluminum supports, provides the HD hull with solid performance in virtually any water conditions.



HD2 HULL

NEW FOR 2018: Xpress Boats HD2 Hull



SWS HULL

The SWS Hull Design has a 5" prop tunnel and rear flotation pods to optimize peak shallow water performance.



SKIFF HULL

The Xpress Boat Skiff Hull is a new design and addition to our already stellar line of high performance hulls. This shallow draft hull embodies all of the great components that make Xpress Boats the original and the best.



HYPER-LIFT® DB HULL

Unique and original to the hunting market, the Hyper-Lift® DB Hull is fast, strong, and nimble. Its DNA stems from Xpress Boats high performance line of Bass, Bay and Crappie boats.



HD-3 XTS HULL

The Xpress Boats HD-3 XTS is the latest in high performance hulls specifically designed for outboard application for any hunting or fishing pursuit. Narrowing the beam and widening the bottom is the premise of this hull



BAYOU MUD HULL

The Xpress Boats Bayou Mud hull is the perfect match for today's surface drive mud motors. Featuring an extremely shallow draft, this hull is designed to slide over submerged objects and vegetation, and through mud. Xpress Bayou Boats designed tough, loaded with excitement!



# PACKAGES

## BASS: LIMITED EDITION (LE) PACKAGE

Elite Package, Humminbird Helix 10 Chirp Mega SI G2N Graph in Console, Humminbird Helix 10 Chirp Mega DI G2N Graph in Bow, Ethernet Cable, Upgrade to Minn Kota Ultrax 80/ i-Pilot/ US2 Trolling Motor (52" Shaft), 10" Humminbird Talon w/ Bracket, Auto Bilge, Upgrade from Fold Down Fishing Seat to Euro Seat, Wrap Around Bow Panel, Stainless Steel Switches

## BASS: ELITE PACKAGE

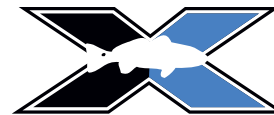
Humminbird Helix 9 Chirp Mega SI G2N Graph in Console, Minn Kota Kortrex 80 Trolling Motor Upgrade, Minn Kota 3 Bank Battery Charger, Tuck & Roll Center Seat, Lights in Livewell & Storage, Upgrade to 6 Gauge Wiring Harness, Elite Steering Wheel

## BASS: HIGH PERFORMANCE PACKAGE (X21 PRO & X19 PRO ONLY)

10" Jack Plate, SeaStar Hydraulic Steering Upgrade, Blinker Trim, Hot Foot

## BASS: XTREME TRAILER PACKAGE (REQUIRES TANDEM AXLE TRAILER)

Upgrade to 18" Aluminum Wheels (2 Axles), Custom Tandem Tread Plate Fenders, Flush Mounted Tail & Backup Lights, Ratchet Buckles



## BAY: SALTWATER TEAM PACKAGE

Xtreme Marsh Package, Humminbird Helix 12 Chirp SI G2N Graph, Minn Kota Riptide 112ST w/ i-Pilot Trolling Motor, 10" Minn Kota Talons w/ Brackets (2), 12" SeaStar Hydraulic Jack Plate Upgrade, Radio w/ 2 Speakers, Lighting in Livewell Storage B

## BAY: XTREME MARSH PACKAGE

Marsh Package, Xtreme Bay Stainless Package, Humminbird Helix 9 Chirp SI G2N Graph, Minn Kota Riptide 80 Trolling Motor, Minn Kota 2 Bank Battery Charger, 6 Gauge Trolling Motor Harness Upgrade

## BAY: MARSH PACKAGE

Redfish Package, Bay Stainless Package, Dash Panel Upgrade, 6" Atlas Jack Plate Upgrade, Euro Seats Upgrade (2), Trim Gauge, Water PSI Gauge, Livewell Timer, Recirculating Baitwell, Pro Livewell Oxygenator in Baitwell, Automatic Bilge

## BAY: XTREME REDFISH PACKAGE

Redfish Package, Humminbird Helix 9 Chirp SI G2N Graph Upgrade, Minn Kota Riptide 80 Trolling Motor Upgrade, Minn Kota 2 Bank Battery Charger, 6 Gauge Trolling Motor Harness Upgrade

## BAY: REDFISH PACKAGE

Humminbird Helix 5 Graph/GPS Upgrade, Minn Kota Riptide 70 Trolling Motor Upgrade, Trim Switch on Bow, Two Tone Paint, Aluminum Wheel Upgrade (1 Axle)

## BAY: XTREME BAY STAINLESS PACKAGE

Bay Stainless Package, Leaning Post Upgrade to Stainless Steel w/ Backrest & Footrest, Additional Midship Stainless Deck Cleats (2)

## BAY: STAINLESS PACKAGE

Stainless Rod Holders (6), Stainless Cup Holder on Console, Stainless Deck Cleats (4), Stainless Steering Wheel, Stainless Leaning Post w/o Footrest

## BAY: DUCK BOAT PACKAGE

Xpress Camo Paint Upgrade

## BAY: XTREME TRAILER PACKAGE (Requires Tandem Axle Trailer)

Upgrade to 18" Aluminum Wheels (2 Axles), Custom Tandem Tread Plate Fenders, Flush Mounted Tail & Backup Lights, Ratchet Buckles

## BAY: SALTWATER TRAILER PACKAGE

Composite Bunk Covers, Bow Roller Upgrade

# XTREME COAT



## XTREME COAT

Xpress Boats Xtreme Coat is a durable, non-skid, all weather coating that is virtually maintenance free, stain resistant and looks fantastic as well. Remember, there are imitators out there, but the original Xtreme Coat can only be found in an Xpress Boat.

# ACCESSORIES



LE BOW PANEL



BAY CONSOLE



BAY SS LEANING POST




SS LEANING POST WITH BACKREST GREY



SS LEANING POST WITH BACKREST TAN



WASHOUT STATION




BLINKER TRIM



H188 CONSOLE



SEADEK HELM PAD



SHALLOW WATER POD & TALON BRACKET



SEADEK BOW STEP PAD



XBAY RADIUS ROD BOXES



HOT FOOT



LED COURTESY LIGHT




XBAY WALKBOARD & ROD HOLDERS



SS BOARDING LADDER (WITH SPLASHWELL)



MARSH BAY PANEL



CAMO FISHING SEAT


## NEW: XTREME CONVENIENCE STATION




CONVENIENCE STATION



GUN BOX



DUCK BOAT GRAPHIC



GUN HOLDER



ALUMINUM CENTER CONSOLE



GRAY BUCKET SEATS



XCLUSIVE CONSOLE



SS BOARDING LADDER (NO SPLASH)



TUNNEL




TROLLING MOTOR PLUG



TROLLING MOTOR BRACKET



ALUMINUM SIDE CONSOLE



TAN BUCKET SEATS



MINN KOTA TALONS




PFCLIVWELL



STICK STEER LIVWELL




SEELITE LED LIGHT BAR



MUD GRAB RAIL



TRANSOM STEP



SS TOOL HOLDER



3 BANK CHARGER



XCLUSIVE SWITCH PANEL



POLING PLATFORM



COOLER STEP WITH SEADEK PAD



ATLAS HYDRAULIC JACK PLATE

# APPAREL

[WWW.XPRESSBOATS.COM](http://WWW.XPRESSBOATS.COM)

Be sure to visit our website for a complete line of Xpress Boats apparel, including hats, tee's, visors, jackets and more.





NEXT LEVEL: XCITEMENT



[www.xpressboats.com](http://www.xpressboats.com)



Printed in the U.S.A. 2017 Xpress Boats, Inc. All specifications, features, equipment, technical data, options, color, and trim in this brochure are based on the latest information available at time of printing. Xpress Boats reserves the right to make changes or alterations at any time, without notice. Some boats may be shown with optional equipment available at additional costs.

