

2017

c a t a l o g



BASS
BAY
SKIFF
CRAPPIE
HUNTING
CATFISH
UTILITY

 **xpress boats**
we build excitement

120 17

50 YEARS AND COUNTING....

Many years ago, aluminum became a very popular substrate to manufacture cost effective, durable boats. Yet the only method of building them was using rivets. Great option, however there still remained an inherent issue of ensuring the seams were secure enough to withstand the rigors of cypress knees and tough working conditions without leaking.

Mighty tough task, until Mr. Kermit Bryant, the founding father of Xpress Boats, realized the deficiency and knew there was a better way. Welding was the solution which became the cornerstone of our company often imitated, yet never duplicated. The day of producing "just" an aluminum boat no longer exists. At Xpress Boats we manufacture top of the

line, high performance boats. The substrate should not be an issue when ultimately the end product performs at the highest level whether fishing, hunting or enjoying a day on the water. Xpress Boats last longer, are profoundly more economical to operate, and wrapped up in a stunningly attractive package. It really is a simple solution.

Consumers today expect and appreciate that Xpress Boats remains the leader in manufacturing the finest all-welded aluminum boat on the market. Whether salt or fresh water pursuit, Xpress Boats builds Xcitement into every one of our boats for you and the next generation to come.

DID YOU KNOW?

XPRESS BOATS
IS THE ORIGINAL
ALL-WELDED
ALUMINUM BOAT



BASS SERIES

- Team 7-8
- Xclusive 9-10
- Xclusive PRO 11-12
- Hyper-Lift* 13-14
- XP7 15-16
- Xplorer 17-18

BAY SERIES

- NEW: XBAY 21-22
- Hyper-Lift* 23-24
- Shallow Water 25-26
- Xplorer CC 27-28

SKIFF SERIES

- Skiff 31-32

CRAPPIE SERIES

- Hyper-Lift* Crappie 35-36
- Xplorer Crappie Stid. Steer 37-38
- XP7C 39-40

HUNTING SERIES

- Hyper-Lift* Duck 43-44
- XTS 45-46
- Bayou 47-48
- HD Duck Boat 49-50
- DBX 51-52

CATFISH SERIES

- XP220 55-56
- XPLORER CATFISH 57-58


UTILITY SERIES

- HD DDP 59-60
- HD Vee 61-62

BACKTRACK TRAILERS

- Trailers 67-68

ON THE FRONT COVER
Xpress Boats NEW: X23B



c a t a l o g

...settle for nothing less than Xpress
your family is counting on you!

August 2016, Boats Unlimited located in Baton Rouge, Louisiana experienced something that had never been seen before in over 100 years. Our location took on 7+ feet of flood water inside of our building. Being the number one Xpress Boats dealer, we had the largest amount of inventory at our location than any other dealer to our knowledge. By the time we were notified that we were affected by flood waters, our dealership was already 4 feet deep. All of our boats, including the Xpress and Veranda Luxury Pontoons, were attached to their trailers with no plugs inside. Xpress Boats out shined the other competition that was on our lot and rose to the top[literally]. The competition did not fair nearly as well as the Xpress. The flotation in the Xpress Boats has been proven to be the best and exceeded the requirements of the Coast Guard. It is definitely a selling point that this boat line will withstand any amount of water and still provide the boater with a level of comfort that is indescribable. It is a pleasure to sell this line to any customer with the knowledge and reassurance that they and their families are safe.

David Loy
BOATS UNLIMITED - BATON ROUGE, LA

XPRESS difference

The Original All-Welded: Performance, Durability.
You do deserve the best, settle for
nothing less than Xpress

CROSS SECTION: XPRESS HULL AND FLOORING



YOUR XCITEMENT IS EASY AS...

1

CHOOSE AN XPRESS DEALER

2

SELECT YOUR XPRESS

Choose the boat that best suits your needs whether you are hunting, fishing, working or all the above. Xpress Boats has the right boat for every combination or application.

3

SELECT A BOAT PACKAGE

XPRESS BOATS: PACKAGES

Choose the boat that best suits your needs whether you are hunting, fishing, working or all the above. Xpress Boats has the right boat for every need and a package to compliment your choice. The Best and Easiest way to purchase a new boat, simple as 1, 2, 3!



BASS: TEAM PACKAGE

Tournament (TS) Package, Humminbird Helix 10 SI Graph/GPS Upgrade in Console, Humminbird Helix 12 Chirp SI Graph/GPS Upgrade at Bow, Humminbird Ethernet Cable, Minn Kota Fortrex 112 Trolling Motor Upgrade, (2) 12" Minn Kota Red Talons w/ Brackets, SeaStar Hydraulic Steering Upgrade, 10" Jack Plate Upgrade, Team Console Top, Team Graphics, Wrap Around Bow Panel, Ice Chest Seat Box, Hot Foot, Blinker Trim, Tuck & Roll Center Seat, (2) Butt Seats w/ Hydraulic Pro Poles, Lift Arms, Auto Bilge, Premium Lighting

BASS: LIMITED EDITION (LE) PACKAGE

Tournament (TS) Package, Humminbird Helix 10 SI Graph/GPS Upgrade in Console, Passenger Side Console, SeaStar Hydraulic Steering Upgrade, 10" Jack Plate Upgrade, Wrap Around Bow Panel, Ice Chest Seat Box, Hot Foot, Blinker Trim, Radio w/ 2 Speakers, Two-Tone Paint, Lift Arms

BASS: TOURNAMENT SERIES (TS) PACKAGE

Sportsmen Package, Humminbird Helix 7 SI Graph/GPS Upgrade in Console, Helix 5 Graph/GPS at Bow, Minn Kota Fortrex 80 Trolling Motor Upgrade, TS Console Top, Flush Mount Controls, 6" Jack Plate, 3 Bank Battery Charger, 6 Gauge Trolling Motor Harness, Recirculating Livewell, Pro Livewell Oxygenator, Trim Gauge, Water PSI Gauge, 2 Euro Seat Upgrades, Paint Upgrade, Aluminum Wheels

BASS: X SERIES SPORTSMAN PACKAGE

Humminbird Helix 5 Combo Graph/GPS, Minn Kota Maxxum 70 Trolling Motor Upgrade, Pro Series Console, Pro Series Steering Wheel, Large Tuck and Roll Seats, Trim Switch on Bow

BASS: HIGH PERFORMANCE PACKAGE

10" Jack Plate, SeaStar Hydraulic Steering Upgrade, Blinker Trim, Hot Foot

BASS: SPORTSMEN PACKAGE


Humminbird Helix 5 Combo Graph/GPS, Minn Kota Maxxum 70 Trolling Motor Upgrade, Pro Series Console, Pro Series Steering Wheel, Small Tuck and Roll Seats, Trim Switch on Bow

BASS: SPORT PACKAGE

Paint Upgrade, Ripped Open Graphics, Aluminum Wheels (Single Axle)

BASS: DUCK BOAT PACKAGE

NEW: Xpress Camo Paint Upgrade



BAY: SALTWATER TEAM PACKAGE

Xtreme Marsh Package, Humminbird Helix 12 Chirp SI Graph/GPS, Minn Kota RipTide 112ST w/ iPilot Trolling Motor, (2) 10" Minn Kota Talons w/ Brackets, 12" SeaStar Jack Plate Upgrade, Radio w/ 2 Speakers, Premium Lighting

BAY: XTREME MARSH PACKAGE

Marsh Package, Xtreme Bay Stainless Package, Humminbird Helix 9 Sonar / GPS Upgrade, Minn Kota RipTide 80 Trolling Motor, Minn Kota 2 Bank Battery Charger

BAY: MARSH PACKAGE

Redfish Package, Bay Stainless Package, 6" Atlas Jack Plate Upgrade, (2) Euro Seats Upgrade, Trim Gauge, Water PSI Gauge, Livewell Timer, Recirculating Baitwell, Pro Livewell Oxygenator in Baitwell, Automatic Bilge

BAY: XTREME REDFISH PACKAGE

Redfish Package, Humminbird Helix 9 Sonar / GPS, Minn Kota RipTide 80 Trolling Motor Upgrade, Minn Kota 2 Bank Battery Charger

BAY: REDFISH PACKAGE

Humminbird Helix 9 Sonar, Minn Kota RipTide 70 Trolling Motor Upgrade, Trim Switch on Bow, Two Tone Paint, Aluminum Wheel Upgrade (1 Axle)

BAY: XTREME BAY STAINLESS PACKAGE

Bay Stainless Package, Leaning Post Upgrade to Stainless Steel w/ Backrest & Footrest, (2) Additional Midship Stainless Deck Cleats

BAY: STAINLESS PACKAGE

6 Stainless Rod Holders, Stainless Cup Holder on Console, 4 Stainless Cleats, Stainless Steering Wheel, Stainless Leaning Post w/o Footrest

BAY: DUCK BOAT PACKAGE

NEW: Xpress Camo Paint Upgrade

BAY: SALTWATER TRAILER PACKAGE

Composite Bunk Covers, Upgraded Bow Roller



XPRESS BASS BOATS

PERFORMANCE FROM THE BOTTOM UP

[TEAM / XCLUSIVE SERIES / XCLUSIVE PRO SERIES / HYPER-LIFT® SERIES / XP7 / XPLOERER SERIES]

When building an Xpress Bass Boat, our focus is simple: PERFORMANCE and Safety. Performance getting you to and from your fishing destination quickly, comfortable and most importantly, safely is paramount. The excitement is not limited to just the boat ride, it continues once you reach your destination. Spacious storage for all of your fishing equipment, huge casting decks designed to offer one of the finest, most comfortable fishing platforms on the market, accessories to ensure you have a place for all of your fishing needs.

The rest is up to you!

There is no secret in designing and delivering one of the finest fishing solutions on the water today. At Xpress Boats we build excitement which is why you should settle for nothing less than Xpress.



1720



Skylar Hamilton

- 2017 Bassmaster Classic Qualifier
- 2017 Bassmaster Elite Series Qualifier
- 2016 Bassmaster Arkansas River Open Winner

FISHING TEAM PACKAGE

Xpress Boats, the original all-welded aluminum boat company and the inventor of the Hyper-Lift® performance hull is proud to offer its exciting FISHING TEAM PROGRAM. This exclusive opportunity is not for everyone. If you are interested in paying too much to purchase, operate, or trailer a new tournament boat, then this program is not for you.

NEW: Huge casting decks provide the platform for comfort and ease of operation giving you that extra advantage to get you to your pre-fished areas quicker, without the worry of obstacles that send fear down the owners spine of fragile boats. Why settle for anything less than Xpress. Performance, aesthetics, comfort, and most importantly durability is the Xpress FTP solution.

STANDARD FEATURES

- Hyper-Lift® Hull
- White Paint and Xtreme Coat Liner
- Color Coordinated Graphics
- Wider Bow Design
- NEW SeaDek Logoed Bow Step Pad
- Xtreme Coat on Rails
- Xtreme Coat Under Lids and in Seat Box
- All Welded Construction
- Longitudinal Rib Construction
- Unibody Injected Foam Construction
- Forward Facing Livewell Lids w/ Latches
- 2 Large Rear Deck Storage Boxes
- Lockable Center Box w/ Step (X21 & X19 Only)
- Port Side Exclusive Rod Holder (X21 & X19 Only)
- Fold Down Driver and Passenger Seats w/ Storage Box
- 2 Fold Down Fishing Seats w/ 13" Extensions
- Passenger Side Rod Ramp
- Aerated Livewell in Rear Deck
- Bilge Pump
- Fiberglass Console and Tinted Windshield
- Speed, Tach and Fuel Gauges
- 8 Gauge Trolling Motor Harness
- Hydraulic Steering (150 HP or Less - X21 & X19 Only)
- Humminbird PiranhaMax 4 Graph w/ Swivel Mount Bracket
- Minn Kota 45 Edge Trolling Motor
- BackTrack Single Axle Aluminum Trailer

	X19 TEAM	X21 TEAM
Length	19'	21'3"
Bottom	67"	67"
Beam	95"	95"
Sides	24"	24"
Transom Height	22"	22"
Fuel Tank Capacity	30 gal.	30 gal.
Approx. Weight	1,390 lb.	1,580 lb.
Max Wt./Per/Mo/GR	1,700 lb.	1,800 lb.
Total Wt. Per Cap	4/700 lb.	4/775 lb.
Aluminum - 5052 Gauge	0.125	0.125
Maximum HP	150/200*	150/250*
Overall Package Length	24'2"	26'10"
BackTrack Trailer Model	AW19	AW21

* Higher Horsepower Rating Requires Hydraulic Steering Purchase
 Overall Package Length Includes Trailer and Engine
 All Measurements are Approximate

TEAM PACKAGE

- Tournament (TS) Package,
- Humminbird Helix 10 SI Graph/GPS Upgrade in Console
- Humminbird Helix 12 SI Chirp Graph/GPS Upgrade at Bow
- Humminbird Ethernet Cable
- Minn Kota Fortrex 112 Trolling Motor Upgrade
- (2) 12' Minn Kota Red Talons w/ Brackets
- SeaStar Hydraulic Steering Upgrade
- 10" Jack Plate Upgrade
- Team Console Top
- Team Graphics
- Wrap Around Bow Panel
- Ice Chest Seat Box
- Hot Foot
- Blinker Trim
- Tuck & Roll Center Seat
- (2) Butt Seats w/ Hydraulic Pro Poles
- Lift Arms
- Auto Bilge
- Premium Lighting

TEAM 
 X P R E S S B A S S

WARNING:

ANGLERS: THIS EXCLUSIVE OPPORTUNITY IS NOT FOR EVERYONE

Either you are with us, or you are behind us...
 we're going where the big ones live!

DID YOU KNOW?

**XPRESS BOATS
PIONEERED
LONGITUDINAL
RIB CONSTRUCTION**

120
17

BOAT SPECIFICATIONS

	X21	X19	X18	X17
Length	21'3"	19'	18'	17'
Bottom	67"	67"	67"	67"
Beam	95"	95"	95"	95"
Sides	24"	24"	24"	24"
Transom Height	22"	22"	22"	22"
Fuel Tank Capacity	30 gal.	30 gal.	30 gal.	18 gal.
Approx. Weight	1,580 lb.	1,390 lb.	1,294 lb.	1,138 lb.
Max Wt./Per/Mo/GR	1,800 lb.	1,700 lb.	1,400 lb.	1,250 lb.
Total Wt. Per Cap	4/775 lb.	4/700 lb.	4/700 lb.	4/600 lb.
Aluminum - 5052 Gauge	0.125	0.125	0.125	0.125
Maximum HP	150/250*	150/200*	115/150*	115
Overall Package Length	26'10"	24'2"	23'2"	20'9"
BackTrack Trailer Model	AW21	AW19	AW18	AX17

* Higher Horsepower Rating Requires Hydraulic Steering Purchase
Overall Package Length Includes Trailer and Engine
All Measurements are Approximate

STANDARD FEATURES

- Hyper-Lift® Hull
- Majestic Silver Metallic Paint and Xtreme Coat Liner
- Color Coordinated Graphics
- Wider Bow Design
- New: SeaDek Logoed Bow Step Pad
- Xtreme Coat on Rails
- Xtreme Coat Under Lids and in Seat Box
- All Welded Construction
- Longitudinal Rib Construction
- Unibody Injected Foam Construction
- Forward Facing Livewell Lids w/ Latches
- 2 Large Rear Deck Storage Boxes
- Lockable Center Box w/ Step (X21 & X19 Only)
- Port Side Xclusive Rod Holder (X21 & X19 Only)
- Fold Down Driver and Passenger Seats w/ Storage Box
- 2 Fold Down Fishing Seats w/ 13" Extensions
- Passenger Side Rod Ramp
- Aerated Livewell in Rear Deck
- Bilge Pump
- Fiberglass Console and Tinted Windshield
- Speed, Tach and Fuel Gauges
- 8 Gauge Trolling Motor Harness
- Hydraulic Steering (150 HP or Less - X21 & X19 Only)
- Humminbird PiranhaMax 4 Graph w/ Swivel Mount Bracket
- Minn Kota 45 Edge Trolling Motor
- BackTrack Single Axle Aluminum Trailer

XCLUSIVE SERIES

XCLUSIVE SAYS IT ALL, THE BEST OF THE BEST!

If you have made the decision to pick up this brochure and read this copy then you've made the first step in joining a very xclusive group of fishermen. You understand that one of the finest-performing fishing solutions on the water today is actually within your reach. Looks, fishability, storage, comfort, and - most importantly - performance are just a few words to describe Xpress Boats Xclusive Series. It's been said that you can't catch fish at speeds exceeding 70 mph, but isn't it nice knowing that you can if you need to!



PACKAGES

- Team Package
- Limited Edition (LE) Package
- Tournament Series (TS) Package
- X Series Sportsmen Package
- High Performance Package (X21 & X19 Only)
- Sport Package
- Duck Boat Package



BOAT SPECIFICATIONS

	X21 PRO	X19 PRO	X18 PRO	X17 PRO
Length	21'	19'	18'	17'
Bottom	67"	67"	67"	67"
Beam	95"	95"	95"	95"
Sides	24"	24"	24"	24"
Transom Height	22"	22"	22"	22"
Fuel Tank Capacity	30 gal.	30 gal.	30 gal.	18 gal.
Approx. Weight	1,340 lb.	1,390 lb.	1,187 lb.	951 lb.
Max Wt./Per/Mo/GR	1,800 lb.	1,700 lb.	1,400 lb.	1,315 lb.
Total Wt. Per Cap	4,775 lb.	4,700 lb.	4,700 lb.	4,600 lb.
Aluminum - 5052 Gauge	0.125	0.125	0.100	0.100
Maximum HP	150/250*	150/200*	115/150*	115
Overall Package Length	26'10"	24'2"	23'2"	20'9"
BackTrack Trailer Model	AW21-A	AW19-A	AW18-A	AX17-A

* Higher Horsepower Rating Requires Hydraulic Steering Purchase
 Overall Package Length Includes Trailer and Engine
 All Measurements are Approximate

120
170



PACKAGES

High Performance Package (X21 & X19 Pro Only)
 Duck Boat Package

STANDARD FEATURES

- Hyper-Lift® Hull
- Choice of Paint & Xtreme Coat Liner
- Ripped Open Graphics
- Full Front Deck Design
- New: SeaDek Logoed Bow Step Pad
- Xtreme Coat Under Lids and in Seat Box
- All Welded Construction
- Longitudinal Rib Construction
- Unibody Injected Foam Construction
- Lockable Front Deck Storage Boxes
- (2) Rear Deck Storage Boxes
- Lockable Center Rod Box w/ Lift Arms (X21 Pro & X19 Pro Only)
- Port Side Xclusive Rod Holder (X21 Pro & X19 Pro Only)
- Large Tuck & Roll Driver & Passenger Seats w/ Storage Box
- (1) Butt Seat w/ Adjustable Pro Pole
- (1) Fold Down Fishing Seat w/ 13" Extension
- Recirculating Livewell in Rear Deck
- Recessed Trolling Motor Footwell w/ Stainless Steel Tool Holder
- Bilge Pump
- TS Console Top
- Tinted Windshield
- Trim, Tach, Fuel and Water PSI
- Pro Steering Wheel
- Flush Mount Controls
- Trim Switch on Bow
- 8 Gauge Trolling Motor Harness
- Hydraulic Steering (150 HP or Less - X21 Pro & X19 Pro Only)
- Humminbird Helix 7 SI Combo Graph/GPS
- Minn Kota Maxxum 70 Trolling Motor
- Minn Kota 2 Bank Charger
- BackTrack Single Axle Aluminum Trailer
- Aluminum Wheels

XCLUSIVE PRO SERIES

XCLUSIVE SAYS IT ALL, THE BEST OF THE BEST!

Optimum Hyper-Lift® Hull performance, epic fishability, original all-welded construction equates to one amazingly agile, value focused, fishing platform. Why settle for anything less than Xpress Xclusive Pro Series?



DID YOU KNOW?

XPRESS BOATS
PIONEERED
HIGH PERFORMANCE
 HIGH HORSEPOWER CAPACITY BOATS



BOAT SPECIFICATIONS

	H22	H20	H18	H17
Length	22'	20'3"	18'	17'
Bottom	67"	67"	67"	59"
Beam	95"	95"	95"	88"
Sides	22"	22"	22"	22"
Transom Height	22"	22"	22"	21"
Fuel Tank Capacity	30 gal.	30 gal.	30 gal.	18 gal.
Approx. Weight	1,569 lb.	1,470 lb.	1,187 lb.	951 lb.
Max Wt./Per/Mo/GR	1,750 lb.	1,500 lb.	1,400 lb.	1,315 lb.
Total Wt. Per Cap	6/846 lb.	4/564 lb.	4/564 lb.	4/564 lb.
Aluminum - 5052 Gauge	0.125	0.125	0.100	0.100
Maximum HP	115-150/250*	115-150/200*	115-150*	90
Overall Package Length	27'10"	25'3"	23'2"	20'9"
BackTrack Trailer Model	AW22	AW20	AW18	AW17

* Higher Horsepower Rating Requires Hydraulic Steering Purchase
 Overall Package Length Includes Trailer and Engine
 All Measurements are Approximate

HYPER-LIFT® SERIES

HIGH PERFORMANCE PERSONIFIED



Style, elegance and performance personify Xpress Boats Hyper-Lift® Bass Series. Built on the foundation of the famed Hyper-Lift® hull, this sleek, superbly appointed, open floor plan boat will provide you with years of excitement. Fast, dry, pad hull design is your solution to getting you to and from your destination safely and most certainly, QUICKLY!

PACKAGES

- Tournament (TS) Series
- Sportsmen Package
- Sport Package
- Duck Boat Package



STANDARD FEATURES

- Hyper-Lift® Hull
- Color Coordinated Graphics
- NEW: SeaDek Logoed Bow Step Pad
- Majestic Silver Metallic Paint and Xtreme Coat Liner
- Xtreme Coat on Rails
- Xtreme Coat Under Lids and in Seat Box
- All Welded Construction
- Longitudinal Rib Construction
- Unibody Injected Foam Construction
- Front Deck Lockable Storage Boxes
- 2 Rear Deck Storage Boxes
- Lockable Side Rod Box
- Fold Down Driver and Passenger Seats w/ Storage Box
- 2 Fold Down Fishing Seats w/ 13" Extensions
- Aerated Livewell in Rear Deck
- Bilge Pump
- Fiberglass Console and Tinted Windshield
- Speed, Tach and Fuel Gauges
- 8 Gauge Trolling Motor Harness
- Humminbird PiranhaMax 4 Graph w/ Swivel Mount Bracket
- Minn Kota 45 Edge Trolling Motor
- BackTrack Single Axle Aluminum Trailer

Special thanks to Grosse Savanne Lodge Lake Chareles, LA

20
17



BOAT SPECIFICATIONS

XP7 BASS

Length	17'
Bottom	60"
Beam	86"
Sides	24"
Transom Height	21"
Fuel Tank Capacity	18 gal.
Approx. Weight	920 lb.
Max Wt./Per/Mo/GR	1,200 lb.
Total Wt. Per Cap	4/564 lb.
Aluminum - 5052 Gauge	0.100
Maximum HP	70
Overall Package Length	23'6"
BackTrack Trailer Model	AWHD17

Overall Package Length Includes Trailer and Engine
All Measurements are Approximate

17
20



PACKAGES

- Sport Package
- Duck Boat Package

STANDARD FEATURES

- Hydro-Dynamic Hull
- Silver Paint & Xtreme Coat Liner
- Wide Full Front Deck w/ Rod Organizer
- Recessed Trolling Motor Foot Pedal Well w/ Tool Holder
- Xtreme Coat Under Lids and in Seat Box
- All Welded Construction
- Longitudinal Rib Construction
- Unibody Injected Foam Construction
- Front Deck Storage
- Tuck & Roll Driver and Passenger Seats w/ Storage Box
- Tuck & Roll Center Seat
- 2 Fold Down Fishing Seat w/ 13" Extensions
- Aerated Livewell in Rear Deck
- Passenger Side Rod Ramp
- Bilge Pump
- Fiberglass Console w/ Tinted Windshield
- Speed, Tach & Fuel Gauges
- 8 Gauge Trolling Motor Harness
- Humminbird PiranhaMax 4 Graph w/ Swivel Mount Bracket
- Minn Kota 45 Edge Trolling Motor
- Running Lights
- BackTrack Single Axle Aluminum Trailer

XPRESS XP7

GREAT SOLUTION, GREAT VALUE, GREAT PACKAGE



XP7 BASS



BOAT SPECIFICATIONS

	XP200	XP180	XP170	XP160
Length	20'3"	18'	17'	16'
Bottom	67"	60"	60"	60"
Beam	95"	86"	86"	86"
Sides	26"	24"	24"	24"
Transom Height	22"	21"	21"	21"
Fuel Tank Capacity	18 gal.	18 gal.	18 gal.	18 gal.
Approx. Weight	1,261 lb.	1,045 lb.	920 lb.	667 lb.
Max Wt./Per/Mo/GR	1,900 lb.	1,300 lb.	1,200 lb.	1,065 lb.
Total Wt. Per Cap	8/1,128 lb.	4/564 lb.	4/564 lb.	4/564 lb.
Aluminum - 5052 Gauge	0.100	0.100	0.100	0.100
Maximum HP	115/150*	90	70	60
Overall Package Length	25'	23'6"	23'6"	20'7"
BackTrack Trailer Model	AWHD20	AWHD17	AWHD17	AWS16

* Higher Horsepower Rating Requires Hydraulic Steering Purchase
 Overall Package Length Includes Trailer and Engine
 All Measurements are Approximate

XPLORER SERIES

RUGGED OFF ROAD XCITEMENT



When searching for the most complete hunt/fish side console solution, look no further than the cornerstone of our fishing line-up. The Hydro-Dynamic hull has been designed and perfected by Xpress Boats and offers you that added sense of comfort knowing you are structurally secure to go just about anywhere you want or need to go. Unibody injected foam exceeding Coast Guard standards has set a standard for everyone else to follow. This is the right boat for any application, fish or fowl, this is the Xplorer Series by Xpress, why settle for anything less.




120
17

- PACKAGES**
- Tournament (TS) Series
 - Sportsmen Package
 - Sport Package
 - Duck Boat Package

STANDARD FEATURES

- Hydro-Dynamic Hull
- All Welded Construction
- Longitudinal Rib Construction
- Xpress Duck Boat Graphics
- Unibody Injected Foam Construction
- NEW: Xpress Camo Paint and Xtreme Coat Liner
- Recessed Throttle Bracket
- Rear Deck Storage Boxes
- Lockable Front Deck Storage
- Lockable Side Rod Box
- Fold Down Driver and Passenger Seats w/ Storage Box
- 2 Fold Down Fishing Seats w/ 13" Extensions
- Aerated Livewell in Rear Deck
- Bilge Pump
- NEW Fiberglass Console and Tinted Windshield
- Speed, Tach and Fuel Gauges
- 8 Gauge Trolling Motor Harness
- Running Lights
- Humminbird PiranhaMax 4 Graph w/ Swivel Mount Bracket
- Minn Kota 45 Edge Trolling Motor
- BackTrack Single Axle Aluminum Trailer





XPRESS BAY BOATS

THE NUMBER ONE ALUMINUM BAY BOAT...PERIOD

[NEW: XBAY SERIES / HYPER-LIFT® BAY SERIES / SHALLOW WATER BAY SERIES / XPLOER CC SERIES]

Xpress Bay Boats are one of the most popular line of bay boats on the market today. Design, performance, and a lifetime of exciting memories lie ahead for you. Whether it's fresh or salt, an Xpress Bay Boat provides the versatility to make your next trip memorable. Settle for nothing.

DID YOU KNOW?

XPRESS BOATS
PIONEERED
HIGH PERFORMANCE
ALUMINUM BAY BOATS



1720

BOAT SPECIFICATIONS

	X23B	X21B
Length	23'	21'
Bottom	78	78"
Beam	102"	102"
Sides	28"	28"
Transom Height	25"	25"
Fuel Tank Capacity	75 gal.	75 gal.
Approx. Weight	2,296 lb.	1,898 lb.
Max Wt./Per/Mo/GR	2,200 lb.	2,050 lb.
Total Wt. Per Cap	10/1,500 lb.	8/1,200 lb.
Aluminum - 5052 Gauge	0.125	0.125
Maximum HP	250	200
Overall Package Length	29'5"	27'5"
BackTrack Trailer Model	AWXB23TK	AWXB21TK

Overall Package Length Includes Trailer and Engine
 10" Jackplate Recommended
 All Measurements are Approximate

120
17


XBAY SERIES FEATURES AN ALL NEW SELF BAILING HULL

NEW

NEW: XBAY

REVOLUTIONIZING THE BAY BOAT

NEW: [XBAY 21 / XBAY 23]



Xpress Boats has once again revolutionized the Bay Boat market with the introduction of its NEW XBay Series. Built with the same DNA that has propelled Xpress Boats Hyper-Lift series to the top, this NEW XBay will inevitably be the leader in big water, big fish, excitement. Xpress Boats prefers to LEAD, not follow, Xpress Boats prefers to pioneer, not copy, Xpress Boats prefers to be the choice for the finest performing, finest built, all-welded aluminum boat on the market today.

STANDARD FEATURES

- Hyper-Lift® Hull
- Gulfsand Paint w/ Xtreme Coat Liner
- All Welded Construction
- Longitudinal Rib Construction
- Unibody Injected Foam Construction
- Raised Xpress Logo
- Self Bailing Hull
- New: SeaDek Logoed Bow Step Pad
- (2) Built-In Lockable Rod Boxes
- Aluminum Leaning Post w/ Cushion & Foot Rest
- (2) Larger Rear Deck Jump Seats w/ Storage Underneath
- Oversized Jump Seat in Front deck w/ Storage Underneath
- Jump Seat Lid Latches
- (2) Fold Down Fishing Seats w/ 13" Extensions
- Aerated Livewell in Rear Deck
- Large Bay Center Console w/ Fold Down Grab Rail, Removable Windshield, Seat Cushion, & Backrest w/ Storage
- (6) Rod Holders in Console
- (2) Cup Holders in Console
- (2) Cup Holders in Rear Deck
- Cup Holder on Bow
- Speed, Tach and Fuel Gauges
- 8 Gauge Trolling Motor Harness
- Uflex Hydraulic Steering (Above 150 HP)
- Humminbird PiranhaMax 4 Graph w/ Swivel Mount Bracket
- Minn Kota Riptide 46 Trolling Motor
- Running Lights
- BackTrack Tandem Axle Aluminum Trailer w/ Brakes

PACKAGES

- Saltwater Team Package
- Xtreme Marsh Package
- Marsh Package
- Xtreme Redfish Package
- Redfish Package
- Xtreme Bay Stainless Package
- Bay Stainless Package
- Duck Boat Package
- Saltwater Trailer Package



X23B

X21B

PACKAGES


- Saltwater Team Package
- Xtreme Marsh Package
- Marsh Package
- Xtreme Redfish Package
- Redfish Package
- Xtreme Bay Stainless Package
- Bay Stainless Package
- Duck Boat Package
- Saltwater Trailer Package

STANDARD FEATURES

- Hyper-Lift® Hull
- Gulfsand Paint w/ Xtreme Coat Liner
- All Welded Construction
- Longitudinal Rib Construction
- Unibody Injected Foam Construction
- New: SeaDek Logoed Bow Step Pad
- (2) Built-In Lockable Rod Boxes
- Aluminum Leaning Post w/ Cushion & Foot Rest
- (2) Rear Deck Jump Seats w/ Storage Underneath
- Jump Seat Lid Latches
- (2) Fold Down Fishing Seats w/ 13" Extensions
- Stainless Floor Drain Covers
- Aerated Livewell in Rear Deck
- Fiberglass Center Console w/ Baitwell, Fold Down Grab Rail, Removable Windshield, Seat Cushion & Back Rest w/ Storage
- Fiberglass Center Console w/ Fold Down Grab Rail & Removable Windshield (H18B Only)
- (6) Rod Holders in Console
- Cup Holder in Console
- Speed, Tach and Fuel Gauges
- 8 Gauge Trolling Motor Harness
- Uflex Hydraulic Steering (Above 150 HP – H24B Only)
- Humminbird PiranhaMax 4 Graph w/ Swivel Mount Bracket
- Minn Kota Riptide 46 Trolling Motor
- Running Lights
- BackTrack Single Axle Aluminum Trailer
- BackTrack Tandem Axle Aluminum Trailer w/ Brakes (H24B Only)

HYPER-LIFT® BAY

THE ORIGINAL, HIGH PERFORMANCE, BIG WATER XCITEMENT



Xpress Bay Boats are the SOLUTION. Built on the foundation of our Hyper-Lift® Hull, this dream craft packs high performance, fishability, and comfort into an amazing cost effective craft. Thin water or rough seas, you will not find a better solution for that comfortable, dry ride. Whether this is your first bay boat or making this your last bay boat you intend to buy, there is no need to settle for anything less than Xpress!

1720

BOAT SPECIFICATIONS

	H24B	H22B	H20B	H18B
Length	24'	22'	20'3"	18'
Bottom	67"	67"	67"	67"
Beam	95"	95"	95"	95"
Sides	24"	24"	24"	24"
Transom Height	22"	22"	22"	22"
Fuel Tank Capacity	30 gal.	30 gal.	30 gal.	18 gal.
Approx. Weight	1,659 lb.	1,528 lb.	1,436 lb.	1,187 lb.
Max Wt./Per/Mo/GR	2,169 lb.	2,000 lb.	1,900 lb.	1,400 lb.
Total Wt. Per Cap	10/1,410 lb.	8/1,128 lb.	8/1,128 lb.	4/564 lb.
Aluminum - 5052 Gauge	0.125	0.125	0.125	0.125
Maximum HP	250	115-150/200*	115-150*	115
Overall Pkg. Length	30'6"	27'10"	25'	23'2"
BackTrack Trailer Model	AW24TK	AW22	AW20	AW18

* Higher Horsepower Rating Requires Hydraulic Steering Purchase
 6" Jack Plate is Recommended for All Engines 150HP and Above
 Overall Package Length Includes Trailer and Engine
 All Measurements are Approximate



Special thanks to Grosse Savanne Lodge Lake Charles, LA

STANDARD FEATURES

Hydro Dynamic Hull w/ Tunnel
 Gulsand Paint w/ Xtreme Coat Liner
 All Welded Construction
 Longitudinal Rib Construction
 Unibody Injected Foam Construction
 Flotation Step Pods Welded On Transom
 2 Fold Down Fishing Seats w/ 13" Extensions
 2 Rear Deck Jump Seats w/ Storage Underneath
 Latches for Jump Seat Lids
 2 Built-In Lockable Rod Boxes
 Stainless Floor Drain Covers
 8 Gauge Trolling Motor Harness
 Aluminum Leaning Post w/ Cushion and Foot Rest
 Fiberglass Center Console w/ Baitwell, Fold Down Grabrail,
 Removable Windshield, Seat Cushion, Back Rest w/ Storage
 Fiberglass Center Console w/ Fold Down Grabrail and Removable
 Windshield (SW18B Only)


Aerated Livewell in Rear Deck
 6 Rod Holders on Console
 Humminbird PiranhaMax 4 Graph w/ Swivel Mount Bracket
 Minn Kota Riptide 46 Trolling Motor
 Running Lights
 Cup Holder On Console
 Speed, Tachometer and Fuel Gauges
 Uflex Hydraulic Steering (Above 150 HP)(SW22B only)
 BackTrack Single Axle Aluminum Trailer
 New: Seadek Pad on Bow

PACKAGES

Saltwater Team Package
 Xtreme Marsh Package
 Marsh Package
 Xtreme Redfish Package
 Redfish Package
 Xtreme Bay Stainless Package
 Bay Stainless Package
 Duck Boat Package
 Saltwater Trailer Package

SHALLOW WATER SERIES

FISH THOUGHT THEY WERE SAFE IN THE SHALLOWS



Xpress [SWS] Shallow Water Bay Series hull design allows the adventurous angler to go farther in the shallows where the "big ones" think they are safe. This NEW design performs flawlessly navigating open water and with a nominal draft capable of venturing deep into the marsh. Xpress tough, Xpress performance, Why settle for anything less than Xpress?

120
170



BOAT SPECIFICATIONS

	SW22B	SW20B	SW18B
Length	22'	20'	18'
Bottom	67"	67"	67"
Beam	95"	95"	95"
Sides	24"	24"	24"
Transom Height	22"	22"	22"
Fuel Tank Capacity	18 gal.	18 gal.	18 gal.
Approx. Weight	1,528 lb.	1,436 lb.	1,187 lb.
Max Wt./Per/Mo/GR	2,000 lb.	1,772 lb.	1,204 lb.
Total Wt. Per Cap	8/1,128 lb.	8/1,128 lb.	4/564 lb.
Aluminum - 5052 Gauge	0.100	0.100	0.100
Maximum HP	175	115/150*	115
Overall Pkg. Length	27'10"	25'	23'2"
BackTrack Trailer Model	AWHD22	AWHD20	AWHD18

* Higher Horsepower Rating Requires Hydraulic Steering Purchase
 Overall Package Length Includes Trailer and Engine
 All Measurements are Approximate



Special thanks to Grosse Savanne Lodge Lake Charles, LA

BOAT SPECIFICATIONS

	XP20CC	XP18CC	XP16CC
Length	20'3"	18'	16'
Bottom	67"	60"	60"
Beam	95"	86"	86"
Sides	24"	24"	24"
Transom Height	22"	21"	21"
Fuel Tank Capacity	18 gal.	18 gal.	18 gal.
Approx. Weight	1,261 lb.	1,045 lb.	692 lb.
Max Wt./Per/Mo/GR	1,900 lb.	1,300 lb.	1,065 lb.
Total Wt. Per Cap	8/1,128 lb.	4/564 lb.	4/564 lb.
Aluminum - 5052 Gauge	0.100	0.100	0.100
Maximum HP	115-150*	90	60
Overall Pkg. Length	25'	23'6"	21'
BackTrack Trailer Model	AWHD20	AWHD17	AWS16

* Higher Horsepower Rating Requires Hydraulic Steering Purchase
 Overall Package Length Includes Trailer and Engine
 All Measurements are Approximate


PACKAGES

- Redfish Package
- Duck Boat Package
- Saltwater Trailer Package

XPLORER CC SERIES

TOUGH, NIMBLE, WORKHORSE

Xpress Xplorer CC Bay Boats are designed to be tough, period. Capable of running shallow, deep in the marsh chasing giant gators or full throttle confidence in open water with sports car performance. Fresh or saltwater, this is American made, blue collar, everyday hard working center console bay boat solution with a ton of excitement built into each one!



120
17



STANDARD FEATURES

- Hydro-Dynamic Hull
- Gulfsand Paint w/ Xtreme Coat Liner
- All Welded Construction
- Longitudinal Rib Construction
- Unibody Injected Foam Construction
- Lockable Front Deck Storage Lid
- Seat Cushion on Rear Deck (XP16CC & XP18CC Only)
- (2) Jump Seats on Rear Deck (XP20CC Only)
- Leaning Post w/ Cushion (XP20CC Only)
- (2) Fold Down Fishing Seats w/ 13" Extensions
- Aerated Livewell in Rear Deck
- Bilge Pump
- Fold Down Grab Rail
- Removable Windshield
- (6) Rod Holders in Console (XP20CC Only)
- Speed, Tach and Fuel Gauges
- 8 Gauge Trolling Motor Harness
- Humminbird PiranhaMax 4 Graph w/ Swivel Mount Bracket
- Minn Kota Riptide 46 Trolling Motor
- Fiberglass Center Console (XP16CC & XP18CC Only)
- Fiberglass Center Console w/ Aerated Baitwell (XP20CC Only)
- Running Lights
- BackTrack Single Axle Aluminum Trailer

DID YOU KNOW?

**XPRESS BOATS
 PIONEERED
 INJECTING
 EXPANDABLE FOAM IN ITS HULLS
 UNIBODY DESIGN**



Special thanks to Reelivin Charters Buras, LA





XPRESS SKIFF SERIES

ANOTHER ORIGINAL, FROM THE ORIGINAL, THE LEADER

[XPRESS SKIFF 185 / XPRESS SKIFF 165]

Xpress Boats the "original" all-welded aluminum company has done it again by being the original to introduce the all-welded aluminum skiff! Don't let the beautiful aesthetics fool you, this amazingly designed skiff packs, performance, fishability and durability into a package suitable for any discerning shallow water angler. This is the boat most glass manufacturers hoped we would not perfect or introduce!

No Apologies necessary, no apologies needed, it is an epic craft.

20
17



Special thanks to Grosse Savanne Lodge, Lake Charles, LA

BOAT SPECIFICATIONS

	Skiff 185	Skiff 165
Length	18'5"	16'3"
Bottom	72"	72"
Beam	83"	83"
Sides	16"	16"
Transom Height	21"	21"
Fuel Tank Capacity	18 gal.	18 gal.
Approx. Weight	950 lb.	844 lb.
Max Wt./Per/Mo/GR	1,330 lb.	1,092 lb.
Total Wt. Per Cap	5/705 lb.	4/564 lb.
Aluminum - 5052 Gauge	0.100	0.100
Maximum HP	115	70
Overall Pkg. Length	23'6"	21'
BackTrack Trailer Model	AWSK18	AWSK16

* Higher Horsepower Rating Requires Hydraulic Steering Purchase. Overall Package Length Includes Trailer and Engine All Measurements are Approximate

20
17



Shown with optional SeaDek Liner



SKIFF 185

SKIFF 165

PACKAGES

- Duck Boat Package
- Saltwater Trailer Package



XPRESS SKIFF SERIES

ANOTHER ORIGINAL, FROM THE ORIGINAL
[XPRESS SKIFF 185 / XPRESS SKIFF 165]



STANDARD FEATURES

- Skiff Hull
- White Xtreme Coat w/ Choice of Hull Color
- All Welded Construction
- Longitudinal Rib Construction
- Unibody Injected Foam Construction
- NEW Splash Well Design
- Front Deck Storage w/ Lockable Lid
- NEW (2) Rear Deck Storage Boxes
- Rod Holders Under Deck
- Aerated Livewell in Rear Deck
- Auto Bilge Pump
- Seat Cushion on Rear Deck
- Fiberglass Center Console w/ Battery Storage and Console Cushions
- (2) Grab Rails on Console
- Tilt Steering
- Bay Steering Wheel
- (4) Stainless Fold Down Deck Cleats
- Sharkeye Running Lights
- 4" Atlas Hydraulic Jack Plate
- Speed, Tachometer and Fuel Gauges
- BackTrack Single Axle Aluminum Trailer


"Quiet, fast, stable, and very cool looking. It's hard to believe it's an aluminum boat. Most innovative skiff I have ever fished in!"

Doug Miller

Executive Operations Manager Grosse Savanne Lodge



Special thanks to Grosse Savanne Lodge, Lake Charles, LA



XPRESS CRAPPIE BOATS


THERE ARE OTHERS, JUST NO OTHER

[HYPER-LIFT® CRAPPIE / STICK STEER CRAPPIE / XP7C]

Crappie fishing has exploded over the past decade to epic proportions and tournament trails have followed suit. Xpress Boats has dedicated an entire series to the Crappie angler, whether it be tournament or leisure our Original All-Welded Aluminum boats are the finest built, finest performing crappie boats on the market today. Hyper-Lift® Hull design leads the way in performance, handling, and comfort of ride. These boats are well appointed for the tournament trail or the weekend on the lake. Settle for nothing less than Xpress.

1720





HYPER-LIFT® CRAPPIE

THERE ARE OTHERS, JUST NO OTHER

Whether tournament fishing or just a casual day on the lake chasing slab crappie, the Hyper-Lift® hull is the platform envied by most crappie fisherman and celebrated by those who already own one. Comfort, speed, and performance combined with the backing of true craftsmen building the finest crappie craft on the water today. Why settle for anything less than the best. There are others, but no other like it.

20
17



PACKAGES

- Tournament Series (TS) Package
- Sportsmen Package
- Sport Package
- Duck Boat Package

STANDARD FEATURES

- Hyper-Lift® Hull
- Majestic Silver Metallic Paint w/ Xtreme Coat Liner
- All Welded Construction
- Longitudinal Rib Construction
- Unibody Injected Foam Construction
- NEW SeaDek Step Pad on Bow
- Color Coordinated Graphics
- Xtreme Coat on Rails
- Xtreme Coat Under Lids and in Seat Box
- Fold Down Driver and Passenger Seats w/ Storage Box
- (2) Fold Down Fishing Seats w/ 13" Extensions
- (3) Pedestal Bases on Front Deck
- Front Deck Storage Box
- Lockable Side Rod Box
- (2) Rear Deck Storage Boxes w/ Tackle Organizer
- Aerated Livewell in Front Deck
- Aerated Livewell in w/ Minnow Bucket in Rear Deck
- Bilge Pump
- Fiberglass Console & Tinted Windshield
- Speed, Tach and Fuel Gauges
- 8 Gauge Trolling Motor Harness
- Humminbird PiranhaMax 4 Graph w/ Swivel Mount Bracket
- Minn Kota 45 Edge Trolling Motor
- BackTrack Single Axle Aluminum Trailer



BOAT SPECIFICATIONS

	H20PFC	H18PFC	H17PFC
Length	20'3"	18'	17'
Bottom	67"	67"	59"
Beam	95"	94"	88"
Sides	22"	24"	24"
Transom Height	22"	22"	21"
Fuel Tank Capacity	30 gal.	30 gal.	18 gal.
Approx. Weight	1,470 lb.	1,187 lb.	951 lb.
Max Wt./Per/Mo/GR	1,500 lb.	1,400 lb.	1,315 lb.
Total Wt. Per Cap	4/564 lb.	4/564 lb.	4/564 lb.
Aluminum - 5052 Gauge	0.125	0.100	0.100
Maximum HP	115-150/200*	115/150*	115
Overall Pkg. Length	25'3"	23'2"	20'9"
BackTrack Trailer Model	AW20	AW18	AW17



1720

STANDARD FEATURES

- Hydro-Dynamic Hull
- Majestic Silver Metallic Paint w/ Xtreme Coat Liner
- All Welded Construction
- Longitudinal Rib Construction
- Unibody Injected Foam Construction
- Xtreme Coat Under Lids
- Color Coordinated Graphics
- (2) Fold Down Fishing Seats on Pedestal Bases
- Storage in Front Deck
- Enclosed Rear Deck
- Starboard Lockable Side Rod Box
- Port Side Lockable Storage Box
- Port Side Aerated Livewell
- Bilge Pump
- Stick Steering
- Cup Holder for Driver
- Humminbird PiranhaMax 4 Graph w/ Swivel Mount Bracket
- Minn Kota 45 Edge Trolling Motor
- BackTrack Single Axle Aluminum Trailer



STICK STEER CRAPPIE

UP FRONT AND IN CONTROL

Agile, nimble, and perfectly appointed accurately depicts our XP16PF. Designed by crappie fisherman, built by craftsmen. This is the complete stick steer, feature packed sac-au-lait boat capable of getting you to and from favorite brush piles in comfort and style.

PACKAGES

- Sport Package
- Duck Boat Package



BOAT SPECIFICATIONS

	XP16PF
Length	16'
Bottom	51"
Beam	78"
Sides	24"
Transom Height	21"
Fuel Tank Capacity	Not Incl.
Approx. Weight	667 lb.
Max Wt./Per/Mo/GR	1,065 lb.
Total Wt. Per Cap	4/564 lb.
Aluminum - 5052 Gauge	0.100
Maximum HP	50
Overall Pkg. Length	20'7"
BackTrack Trailer Model	AWHD16

Overall Package Length Includes Trailer and Engine
All Measurements are Approximate





XPRESS XP7 CRAPPIE

GREAT SOLUTION, GREAT VALUE, GREAT PACKAGE

Xpress Boats XP7 Crappie contains a ton of creature comforts for that long day on the water or that quick trip to your favorite spot. This feature packed boat was designed for those anglers wanting the same great assets of an Xpress like unibody foam injection designed to exceed Coast Guard flotation standards with all of the essentials on a conservative budget. Mission accomplished! There is no need to settle for anything less than Xpress. You deserve it!

STANDARD FEATURES

- Hydro-Dynamic Hull
- Silver Paint w/ Xtreme Coat Liner
- All Welded Construction
- Longitudinal Rib Construction
- Unibody Injected Foam Construction
- Wide Front Deck
- Xtreme Coat Under Lids and in Seat Box
- (3) Seat Bases Across Front Deck
- Built In Lockable Rod Box
- Front Deck Storage
- Tuck & Roll Driver & Passenger Seats w/ Storage Box
- Tuck & Roll Center Seat
- (2) Fold Down Fishing Seat w/ 13" Extension
- (2) Aerated Livewells in Front & Rear Decks
- Bilge Pump
- Fiberglass Console
- Tinted Windshield
- Speed, Tach & Fuel Gauges
- Running Lights
- 8 Gauge Trolling Motor Harness
- Built In Fuel Tank
- Humminbird PiranhaMax 4 Graph w/ Swivel Mount Bracket
- Minn Kota 45 Edge Trolling Motor
- BackTrack Single Axle Aluminum Trailer

PACKAGES

- Sport Package
- Duck Boat Package

XP7C



BOAT SPECIFICATIONS

	XP7C
Length	17'
Bottom	60"
Beam	86"
Sides	24"
Transom Height	21"
Fuel Tank Capacity	18 gal.
Approx. Weight	920 lb.
Max Wt./Per/Mo/GR	1,200 lb.
Total Wt. Per Cap	4/564 lb.
Aluminum - 5052 Gauge	0.100
Maximum HP	70
Overall Package Length	23'6"
BackTrack Trailer Model	AWHD17

Overall Package Length Includes Trailer and Engine
All Measurements are Approximate



120



XPRESS HUNTING BOATS

LIMITLESS OPPORTUNITIES AND XCITEMENT!

[HYPER-LIFT® DB SERIES / XTS SERIES / HD DUCK BOAT SERIES / DBX SERIES / BAYOU SERIES]

Xpress Boats Hunting Series offers limitless opportunities to pursue anything you deem exciting! Fish or fowl, go just about anywhere with the confidence of knowing you have made the finest choice in high performance all-welded aluminum pursuit boats. With unmatched construction, unibody foam injected hull to exceed Coast Guard flotation standards and countless other assets. We guarantee that excitement has been built into every one of our boats, its just up to you to discover the limitless possibilities. Settle for nothing less than Xpress!



2017

Jimbo Ronquest

Shawn Stahl

John Stephens

RNT-V

Xpress Boats is a proud sponsor of RNT-V featured on the Sportsman's Channel

BOAT SPECIFICATIONS

	H18DB	H16DB
Length	18'	16'
Bottom	63"	63"
Beam	75"	75"
Sides	22"	22"
Transom Height	21"	21"
Approx. Weight	717 lb.	637 lb.
Max Wt./Per/Mo/GR	1,242 lb.	948 lb.
Total Wt. Per Cap	5/614 lb.	4/489 lb.
Aluminum - 5052 Gauge	0.100	0.100
Maximum HP	70	50
Overall Pkg. Length	22'6"	20'6"
BackTrack Trailer Model	AWDB18	AW16

Overall Package Length Includes Trailer and Engine
All Measurements are Approximate

120
17



H18DB



H16DB

STANDARD FEATURES

- Hyper-Lift® DB Hull
- NEW: Xpress Camo Paint w/ Xtreme Coat Liner
- All Welded Construction
- Longitudinal Rib Construction
- Unibody Injected Foam Construction
- Step Pod Transom
- Xpress Raised Black Logo
- Full Aluminum Floor
- Xpress Duck Boat Accessory Rail
- Lowered Front Deck w/ Lockable Storage
- Lowered Welded In Lockable Gun Box
- Enclosed Rear Deck
- Snap On Driver Seat Cushion
- Bow LED Light
- 8 Gauge Trolling Motor Harness
- Running Lights
- BackTrack Single Axle Aluminum Trailer



**XPRESS HYPER-LIFT®
DUCK BOAT SERIES**

PAD HULL DUCK BOAT, FAST, STRONG, NOTHING LIKE IT!

Others in the industry believe that reducing overall weight, strength, and integrity will enhance performance. It might, however its dangerous. There is only one way to ensure safety and performance. Xpress Boats Hyper-Lift® Hull from the Original All-Welded Aluminum Manufacturer has accomplished both. The DNA of this boat runs throughout our high performance line of bass and bay boats and now leads our hunting series. Its fast, its strong and its an original, settle for nothing less than Xpress.



BOAT SPECIFICATIONS

	XTS18	XTS16
Length	18'	16'
Bottom	57"	57"
Beam	68.5"	68.5"
Sides	21"	21"
Transom Height	21"	21"
Approx. Weight	620 lb.	551 lb.
Max Wt./Per/Mo/GR	1,115 lb.	990 lb.
Total Wt. Per Cap	4/564 lb.	3/423 lb.
Aluminum - 5052 Gauge	0.100	0.100
Maximum HP	60	50
Overall Pkg. Length	22'6"	20'6"
BackTrack Trailer Model	AWD18	AWD16

Overall Package Length Includes Trailer and Engine All Measurements are Approximate



XPRESS TACTICAL SERIES

TACTICAL PRECISION IN DESIGN AND PERFORMANCE!

Brevity is the key while describing this incredible boat. Chosen by champions, Jim Ronquest, host of RNT-V and World Champion Duck Caller has chosen this rig as his outboard Go-To performance, handling, ride solution. He has chosen to settle for nothing less than Xpress. Precision, laser like design describes effectively the Xpress Tactical Series.



STANDARD FEATURES

- Hyper-Dynamic Hull
- NEW: Xpress Camo Paint w/ Xtreme Coat Liner
- All Welded Construction
- Longitudinal Rib Construction
- Unibody Injected Foam Construction
- Xpress Duck Boat Graphics
- Step Pod Transom
- Full Aluminum Floor
- Xpress Duck Boat Accessory Rail
- Lowered Front Deck w/ Lockable Storage
- Enclosed Rear Deck
- Welded On Center Keel
- (2) Seat Bases in Rear Deck
- Bow LED Light
- 8 Gauge Trolling Motor Harness
- Running Lights
- BackTrack Single Axle Aluminum Trailer



NEW: XPRESS CAMO & DUCK BOAT GRAPHIC

Featured on all new 2017 Hunting and Duck Boat Package boat Same great pattern as before, just refined.

1720



BOAT SPECIFICATIONS

	Bayou 18	Bayou 17	Bayou 18V	Bayou 17V
Length	18'	17'	18'	17'
Bottom	50"	50"	50"	50"
Beam	68"	68"	68"	68"
Sides	24"	24"	24"	24"
Transom Height	20"	20"	20"	20"
Approx. Weight	630 lb.	590 lb.	630 lb.	590 lb.
Max Wt./Per/Mo/GR	1,206 lb.	982 lb.	1,124 lb.	924 lb.
Total Wt. Per Cap	5/705 lb.	4/564 lb.	5/705 lb.	4/564 lb.
Aluminum - 5052 Gauge	0.125	0.125	0.125	0.125
Maximum HP	70	50	70	50
BackTrack Trailer Model	AWB18	AWB18	AWB18	AWB18

All Measurements are Approximate

120
17



BAYOU 18V

BAYOU 17V



BAYOU SERIES

WHEN YOU HAVE TO GO TO THEM!

The questions are no longer "can we?" or "should we?" The answer is simply: why wouldn't we? The Xpress Boats Bayou Surface Drive Series boat has been re-engineered to take anything you can throw at it by a host of waterfowlers including Jim Ronquest host of RNT-V and professional waterfowler. Run with confidence in thin water with its completely smooth bottom complimented with today's latest surface drive motors, this is the solution and you don't have to settle for anything less than Xpress.

STANDARD FEATURES

- Bayou Mud Hull
- Flat Front (Bayou 18 & Bayou 17 Only)
- V Front (Bayou 18V & Bayou 17V Only)
- Step Pod Transom
- Welded In Aluminum Floor
- NEW: Xpress Camo Paint & Xtreme Coat Liner
- Xpress Raised Black Logo
- Unibody Injected Foam Construction
- Longitudinal Rib Construction
- Front Deck Storage
- NEW: Completely Smooth Bottom w/ Rolled Sides for Mud Release
- Duck Boat Accessory Rail
- Rear Deck Seating
- 8 Gauge Trolling Motor Harness
- Running Lights
- BackTrack Single Axle Aluminum Trailer

BOAT SPECIFICATIONS

HD16DB

Length	16'
Bottom	51"
Beam	78"
Sides	24"
Transom Height	21"
Approx. Weight	600 lb.
Max Wt./Per/Mo/GR	1,065 lb.
Total Wt. Per Cap	4/564 lb.
Aluminum - 5052 Gauge	0.100
Maximum HP	50
Overall Pkg. Length	20'6"
BackTrack Trailer Model	AWHD16

Overall Package Length Includes Trailer and Engine.
All Measurements are Approximate

120
170



HD16DB



HD DUCK BOAT SERIES

THE STANDARD, THE WORKHORSE, THE ORIGINAL

This is the one, the standard, the workhorse, the original Hddb. Blue Collar, All American craftsmanship and toughness built into each and every Hddb. Performance, durability and years of experience building the first all-welded aluminum boat answers any questions ever posed about a fast, durable, and most importantly safe duck boat. We build the excitement into each one of these, it's up to you how you get it out!

STANDARD FEATURES

- Hyper-Dynamic Hull
- NEW: Xpress Camo Paint w/ Xtreme Coat Liner
- All Welded Construction
- Longitudinal Rib Construction
- Unibody Injected Foam Construction
- Xpress Duck Boat Graphics
- Full Aluminum Floor
- Xpress Duck Boat Accessory Rail
- Livewell in Front Deck
- Lowered Front Deck w/ Lockable Storage
- Lowered Welded In Lockable Gunbox
- Enclosed Rear Deck
- Welded On Center Keel
- 8 Gauge Trolling Motor Harness
- Running Lights
- Bilge Pump
- BackTrack Single Axle Aluminum Trailer

BOAT SPECIFICATIONS

	HD16DBX	HD15DBX
Length	16'	15'
Bottom	51"	46"
Beam	78"	66"
Sides	24"	21"
Transom Height	21"	21"
Approx. Weight	600 lb.	545 lb.
Max Wt./Per/Mo/GR	1,065 lb.	850 lb.
Total Wt. Per Cap	4/564 lb.	3/423 lb.
Aluminum - 5052 Gauge	0.100	0.080
Maximum HP	50	40
Overall Pkg. Length	20'6"	19'6"
BackTrack Trailer Model	AWHD16	AWHD15

Overall Package Length Includes Trailer and Engine
All Measurements are Approximate

STANDARD FEATURES

- Hydro-Dynamic Hull
- NEW: Xpress Camo Paint & Xtreme Coat Liner
- Xpress Duck Boat Graphics
- All Welded Construction
- Longitudinal Rib Construction
- Unibody Injected Foam Construction
- Welded Aluminum Center Keel
- Full Aluminum Floor
- Xpress Duck Boat Accessory Rail
- Lowered Front Deck w/ Lockable Storage
- Enclosed Rear Deck
- BackTrack Single Axle Aluminum Trailer

XPRESS [DBX]




DESIGNED BY WATERFOWLERS FOR WATERFOWLERS

50 years of tradition and innovation has created one of the toughest, best running, waterfowl pursuit platform at an exceptional value. The Xpress Boats DBX is the solution for the discerning waterfowler wanting champagne performance on a conservative budget. No need to settle for something less than Xpress, the value solution maintains the same unibody injected foam exceeding Coast Guard flotation standards just like our larger boats. Safe, durable, optimum performance, no need to settle for anything less than Xpress at this price!

120
170





XPRESS CATFISH BOATS

COMPLETE CATFISHING SOLUTION
[XP220 CATFISH / XPLOER CATFISH SERIES]

If you chase big cats, you know it takes much more than just a bobber and a big stick! Xpress Boats understands that principle as well and when we set out to design and build the finest all-welded aluminum, high performance catfish boat on the water, we knew our audience was going to be critical. We knew you wouldn't settle for anything less than our best.

We built big cat tournament excitement into every Catfish Series boat we manufacture whether you fish competitively or not. We didn't settle for mediocrity and you shouldn't settle for anything less than Xpress!



120
17

XPRESS CATFISH BOATS

THE COMPLETE CATFISHING SOLUTION

Whether competing in tournaments or just wanting to boat a fish of a lifetime, the Xpress XP220 Catfish IS the complete big cat fishing solution. Big water, big baits, big rods, big excitement.



BOAT SPECIFICATIONS

XP220 Catfish	
Length	22'
Bottom	67"
Beam	95"
Sides	26"
Transom Height	24"
Fuel Tank Capacity	30 gal.
Approx. Weight	1,387 lb.
Max Wt./Per/Mo/GR	1,900 lb.
Total Wt. Per Cap	8/1,128 lb.
Aluminum - 5052 Gauge	0.125
Maximum HP	115/150*
Overall Pkg. Length	27'
BackTrack Trailer Model	AWHD22

* Higher Horsepower Rating Requires Hydraulic Steering Purchase
 Overall Package Length Includes Trailer and Engine
 All Measurements are Approximate

1720

PACKAGES

XP220 Catfish - Sportsmen Package
 Bass Boat Package



XP220 Catfish

Shown with optional dual consoles

STANDARD FEATURES

- Hydro-Dynamic Hull
- NEW: Xpress Camo Paint & Xtreme Coat Liner
- All Welded Construction
- Longitudinal Rib Construction
- Unibody Injected Foam Construction
- Xpress Duck Boat Graphics
- (2) Lockable Side Rod Boxes
- (2) Fold Down Driver and Passenger Seat w/ Large Seat Poles
- (2) Fold Down Fishing Seats w/ Large Seat Poles
- Large Front Deck Catfish Livewell
- High Pressure Wash Down in Front Catfish Livewell
- Bilge Pump
- Anchor Storage on Front Deck
- Fiberglass Console
- Tinted Windshield
- Speed, Tach and Fuel Gauges
- 8 Gauge Trolling Motor Harness
- Humminbird PiranhaMax 4 Graph w/ Swivel Mount Bracket
- Minn Kota 45 Edge Trolling Motor
- BackTrack Single Axle Aluminum Trailer



BOAT SPECIFICATIONS

	XP200 Catfish	XP185 Catfish
Length	20'3"	18'
Bottom	67"	67"
Beam	95"	95"
Sides	26"	26"
Transom Height	22"	22"
Fuel Tank Capacity	18 gal.	18 gal.
Approx. Weight	1,261 lb.	1,185 lb.
Max Wt./Per/Mo/GR	1,900 lb.	1,345 lb.
Total Wt. Per Cap	8/1,128 lb.	5/705 lb.
Aluminum - 5052 Gauge	0.100	0.100
Maximum HP	115/150*	115
Overall Pkg. Length	25'	23'
BackTrack Trailer Model	AWHD20	AWHD18

* Higher Horsepower Rating Requires Hydraulic Steering Purchase
 Overall Package Length Includes Trailer and Engine
 All Measurements are Approximate

STANDARD FEATURES

- Hydro-Dynamic Hull
- NEW: Xpress Camo Paint & Xtreme Coat Liner
- All Welded Construction
- Longitudinal Rib Construction
- Unibody Injected Foam Construction
- Xpress Duck Boat Graphics
- Fold Down Driver and Passenger Seat w/ Storage Box
- (2) Fold Down Fishing Seats w/13" Extensions
- (2) Pedestal Bases on Rear Deck
- Humminbird PiranhaMax 4 Graph w/ Swivel Mount Bracket
- Lockable Side Rod Box
- Large Front Deck Catfish Livewell
- High Pressure Wash Down in Front Catfish Livewell
- Oval Baitwell in Rear Deck
- Bilge Pump
- Fiberglass Console
- Tinted Windshield
- 8 Gauge Trolling Motor Harness
- Speed, Tach & Fuel Gauges
- Minn Kota 45 Edge Trolling Motor
- BackTrack Single Axle Aluminum Trailer

XPRESS CATFISH BOATS

TOURNAMENT READY, POISED TO TACKLE ANY BIG CAT

If you are looking for a catfish boat built on the foundation of performance, durability, fishability, and backed by the DNA of 50 Years of pioneering the finest and original all-welded aluminum boats on the market, you need to look no further. The rugged Hydro-Dynamic hull hosts a famously appointed interior, ready for a day of excitement chasing big cats. Why settle for anything less than Xpress!



20
17



XP200 Catfish



XP185 Catfish

PACKAGES

- Tournament Series (TS) Package
- Sportsmen Package
- Bass Boat Package

Special thanks to Wild Bills Boats

BOAT SPECIFICATIONS

	HD20VJ	HD18VJ	HD17VJ	HD16VJ	HD15VJ
Length	20'	18'	17'	16'	15'
Bottom	68"	60"	60"	51"	46"
Beam	98"	85"	85"	78"	67"
Sides	26"	24"	25"	24"	20"
Transom Height	21"	21"	21"	21"	16"
Approx. Weight	850 lb.	700 lb.	650 lb.	600 lb.	550 lb.
Max Wt./Per/Mo/GR	1,900 lb.	1,416 lb.	1,275 lb.	1,065 lb.	748 lb.
Total Wt. Per Cap	8/1,128 lb.	6/814 lb.	5/673 lb.	4/564 lb.	3/423 lb.
Aluminum - 5052 Gauge	0.100	0.100	0.100	0.100	0.080
Maximum HP	115*	90*	70/90*	50	25

*Higher Horsepower Ratings Require Remote Kit



UTILITY SERIES

NOT JUST ANY JON, ITS OUR DNA!



Xpress Jon Boats' roots run deep and strong. Trust the origin, trust the quality, trust the name. Xpress Boats. Xpress is the "Original" All-Welded Aluminum boat manufacturer with 50 years of perfecting our craft. Whether it's for pleasure or commercial use, a flat bottom, or Mod "V" hull, rigged with accessories or simply 2 bench seats we have the right boat for you. Settle for nothing less than Xpress.



BOAT SPECIFICATIONS

	HD20DDP	HD18DDP	HD17DDP	HD16DDP	HD15DDP
Length	20'	18'	17'	16'	15'
Bottom	68"	60"	60"	51"	46"
Beam	98"	85"	85"	78"	67"
Sides	26"	24"	25"	24"	20"
Transom Height	21"	21"	21"	21"	16"
Approx. Weight	850 lb.	689 lb.	650 lb.	600 lb.	550 lb.
Max Wt./Per/Mo/GR	1,900 lb.	1,416 lb.	1,275 lb.	1,065 lb.	748 lb.
Total Wt. Per Cap	8/1,128 lb.	6/814 lb.	5/673 lb.	4/564 lb.	3/423 lb.
Aluminum - 5052 Gauge	0.100	0.100	0.100	0.100	0.080
Maximum HP	115*	70/90*	70/90*	50	25

*Higher Horsepower Ratings Require Remote Kit
All Measurements are Approximate

STANDARD FEATURES

- Hydro-Dynamic Hull
- OD Tan Paint & Xtreme Coat Floor Liner
- Xpress Jon Graphics
- Unibody Injected Foam Construction
- Longitudinal Rib Construction
- Welded In Aluminum Floor
- Lowered Front Deck
- Front Deck Storage
- Rear Pod Seating
- Accommodates Tiller or Remote Steering

120



JON SERIES

TOUGH, DURABLE, DEPENDABLE



STANDARD FEATURES

- Hydro-Dynamic Hull
- OD Tan Paint & Xtreme Coat Floor Liner
- Xpress Jon Graphics
- Unibody Injected Foam Construction
- Longitudinal Rib Construction
- Welded In Aluminum Floor
- Raised Casting Deck
- Front Deck Storage
- Enclosed Gas Tank Compartment (Gas Tank Not Included)
- Accommodates Tiller or Remote Steering



1720

VJ SERIES

Model	Length	Bottom	Beam	Sides	Transom Height	Approx. Wt.	Max Wt. Per/ Mo/ Gr	Total Wt. Per Cap	Alum. 5052 Gauge	Max. HP
1546 VJ	15'	46"	67"	20"	16" or 21"	313 lb.	748 / 841 lb.	3/423 lb.	0.080	25-*25/40
1650 VJ	16'	50"	75"	23"	16" or 21"	341 lb.	982 / 1,065 lb.	4/564 lb.	0.100	40-*40/60
1756 VJ	17'	56"	78"	25"	21"	460 lb.	1,124 lb.	4/564 lb.	0.100	50-*70

*Higher Horsepower ratings are for remote steering only

DECK BOAT SERIES

Model	Length	Bottom	Beam	Sides	Transom Height	Approx. Wt.	Max Wt. Per/ Mo/ Gr	Total Wt. Per Cap	Alum. 5052 Gauge	Max. HP
1440D	14'	41"	62"	21"	16"	258 lb.	748 lb.	3/423 lb.	0.080	25
1546D	15'	46"	66"	21"	16"	320 lb.	748 lb.	3/423 lb.	0.080	25
1650D	16'	50"	75"	23"	16" or 21"	410 lb.	982/1,065 lb.	4/564 lb.	0.100	40-*60
1652D	16'	52"	77"	21"	16" or 21"	385 lb.	932 lb.	3/423 lb.	0.080	40-*60
1752D	17'	52"	77"	21"	21"	400 lb.	932 lb.	3/423 lb.	0.080	40-*60
1756D	17'	57"	78"	25"	21"	429 lb.	1,124 lb.	4/564 lb.	0.100	40-*60

*Higher Horsepower ratings are for remote steering only

RECREATIONAL & LIVEWELL SERIES

Model	Length	Bottom	Beam	Sides	Transom Height	Approx. Wt.	Max Wt. Per/ Mo/ Gr	Total Wt. Per Cap	Alum. 5052 Gauge	Max. HP
1440	14'	41"	62"	21"	16"	248 lb.	748 lb.	3/423 lb.	0.080	25
1440LW	14'	41"	62"	21"	16"	248 lb.	748 lb.	3/423 lb.	0.080	25
1450LW	14'	50"	74"	23"	16" or 21"	300 lb.	748 lb.	3/423 lb.	0.100	25
1546	15'	46"	66"	21"	16"	316 lb.	748 lb.	3/423 lb.	0.080	25
1546LW	15'	46"	66"	21"	16"	316 lb.	748 lb.	3/423 lb.	0.080	25
1650	16'	50"	75"	23"	16" or 21"	384 lb.	932 (LO) / 982 (HI)	3/423 lb.	0.100	40
1650LW	16'	50"	75"	23"	16" or 21"	384 lb.	932 (LO) / 982 (HI)	3/423 lb.	0.100	40
1652	16'	52"	77"	21"	16" or 21"	364 lb.	932 (LO) / 982 (HI)	3/423 lb.	0.080	40

*Higher Horsepower ratings are for remote steering only



RULE THE UNDERWATER WORLD.

Combine three of the water's most dominant forces – Humminbird®, Minn Kota® and Xpress Boats® – for the ultimate fishing system. Find your spot, get there unnoticed, then lock it down. We thought of everything, so you can catch pretty much anything. Fish don't stand a chance. **Learn more at Humminbird.com and MinnKotaMotors.com.**



> ULTREX

The new Ultrex™ delivers the all-day comfort of power steering, which takes cable steer Fortrex® control to the next level. Plus Spot-Lock, the most accurate GPS anchor ever. The only thing we didn't do to it, is compromise.



> ON-BOARD CHARGERS

Longer run times. Shorter charge times. That's the Minn Kota difference. Our Digital and Precision chargers let you get out there faster, and stay out there longer.



> TALON

Talon deploys faster, holds stronger and runs quieter than any other shallow water anchor. And it's equipped with an arsenal of features, innovations and options that no other anchor can touch.



Available in seven color options.



> HELIX G2 SERIES

It changed the game once. Now it's poised to do it again. The HELIX® Series has evolved—with new, best-in-class technologies including standard CHIRP Digital Sonar, enhanced networking, and the most detailed Side Imaging® and Down Imaging® that anglers have ever seen. Innovation. Bold styling. Ease of use. In this family, the apple doesn't fall far from the tree.



HELIX 5 G2 HELIX 7 G2 HELIX 9 G2 HELIX 10 G2 HELIX 12 G2



Bluetooth capability keeps your phone out of the water and in your pocket by displaying notifications on select HELIX models. You can also take control of your most-used features with an optional Bluetooth remote.

EVOLUTION THAT'S XCITING

1720



Reliability Starts Here.®

BACKTRACK TRAILERS

BUILT FOR THE LONG HAUL



We custom fit our boats with Backtrack Trailers, designed to provide your boat with a smooth, protected ride. Backtrack Trailers all-welded aluminum frame resists rust and corrosion for the life of your boat. Now, fitted with high-performance Vortex hubs, your trailer will get you to the water and back everytime. Ill-fitting trailers can damage a boats' hull, rest comfortably knowing your Backtrack trailer will fit your boat for the long haul.

SALTWATER PACKAGE

Upgraded Bow Roller

Composite Bunk Covers

OPTIONS

- Aluminum Spare Tire and Mount
 - Aluminum Wheel Upgrade
 - Single Axle w/ Brakes
 - Spare Tire and Mount
 - Swing Away Tongue
 - Tandem Axle w/ Brakes on One Axle
 - Tandem Axle w/ Brakes on Both Axle
- All options may not be available on all trailer sizes.

Trailer For Use With These Boat Models

AWJ46	1440	1440D	1440LW				
	1546	1546D	1546LW				
AVB46					1546VJ		
AWJ50	1650	1650D	1450LW	1650T			
			1650LW				
AWV50					1650VJ		
AWJ56		1756D		1756T			
AWV56				XP160	XP16CC		
AWSK16							Skiff 165
AWSK18							Skiff 185
AVB56					1756VJ		
AX17		X17 PRO	X17				
AW17	H17			H17PFC			
AW18	H18	X18 PRO	X18	H18PFC			H18B
AW19	X19	X19 PRO					
AW20	H20			H20PFC			H20B
AW21	X21	X21 PRO					
AW22	H22						H22B
AW24							H24B
AWB18						Bayou 18	Bayou 17
						Bayou 18V	Bayou 17V
AWD16				XTS16			
AWD18				XTS18			
AW16					H16DB		
AWDB18					H18DB		
AWHD15					HD15DB	HD15VJ	HD15DDP
AWHD16		XP16PF		HD16DBX	HD16DB	HD16VJ	HD16DDP
AWHD17	XP7	XP7C	XP170	XP18CC		HD17VJ	HD17DDP
			XP180			HD18VJ	HD18DDP
AWHD18					XP185 Catfish		SW18B
AWHD20		XP200	XP20CC	XP200 Catfish	HD20VJ	HD20DDP	SW20B
AWHD22				XP220 Catfish			SW22B
AWXB21							X21B
AWXB23							X23B

SWING-AWAY TONGUE

SALTWATER BUNK

LED LIGHTS:
Standard on all
Backtrack Trailers



HIGH PERFORMANCE HUBS
100,000 MILE LUBRICATION SYSTEM

Lithium complex fortified with rust and oxidation inhibitors, High pressure additives provide a high degree of water resistance and washout properties

- 100,000 mile or 6 year limited warranty* (no extra cost)
- "No Touch" lubrication system
- No need for periodic re-greasing or inspection
- Reusable dust cap is threaded for easy removal should the need occur.



Special thanks to ARE Truck Caps

2017



EXCLUSIVE BASS	EXCLUSIVE PRO BASS	HYPER-LIFT® BASS	XP7 BASS	XPLORER BASS	NEW XBAY	HYPER-LIFT BAY	SHALLOW WATER BAY	XPLORER CC	SKIFF	XPLORER 220 CATFISH	XPLORER CATFISH	HYPER-LIFT® CRAPPIE	XPLORER SS CRAPPIE	XP7 CRAPPIE	HUNTING SERIES
HYPER-LIFT®	HYPER-LIFT®	HYPER-LIFT®	HYDRO-DYNAMIC	HYDRO-DYNAMIC	HYPER-LIFT®	HYPER-LIFT®	SHALLOW WATER	HYDRO-DYNAMIC	SKIFF HULL	HYDRO-DYNAMIC	HYDRO-DYNAMIC	HYPER-LIFT®	HYDRO-DYNAMIC	HYDRO-DYNAMIC	HYPER-LIFT® DB Hyper-Lift® Hull
STANDARD COLOR MAJESTIC SILVER	STANDARD COLOR CHOICE OF HULL COLOR	STANDARD COLOR MAJESTIC SILVER	STANDARD COLOR MAJESTIC SILVER	STANDARD COLOR NEW: XPRESS CAMO	STANDARD COLOR GULF SAND	STANDARD COLOR GULF SAND	STANDARD COLOR GULF SAND	STANDARD COLOR GULFSAND	STANDARD COLOR CHOICE OF HULL COLOR	STANDARD COLOR NEW: XPRESS CAMO	STANDARD COLOR NEW: XPRESS CAMO	STANDARD COLOR MAJESTIC SILVER	STANDARD COLOR MAJESTIC SILVER	STANDARD COLOR MAJESTIC SILVER	STANDARD COLOR MAJESTIC SILVER
COLOR OPTIONS GULF SAND WHITE MAJESTIC SILVER RED BURGUNDY CHARCOAL METALLIC GREY MIDNIGHT BLUE MOSS GREEN XPRESS CAMO OD TAN	COLOR OPTIONS GULF SAND WHITE MAJESTIC SILVER RED BURGUNDY CHARCOAL METALLIC GREY MIDNIGHT BLUE MOSS GREEN XPRESS CAMO OD TAN	COLOR OPTIONS GULF SAND WHITE MAJESTIC SILVER RED BURGUNDY CHARCOAL METALLIC GREY MIDNIGHT BLUE MOSS GREEN XPRESS CAMO OD TAN	COLOR OPTIONS GULF SAND WHITE MAJESTIC SILVER RED BURGUNDY CHARCOAL METALLIC GREY MIDNIGHT BLUE MOSS GREEN XPRESS CAMO OD TAN	COLOR OPTIONS GULF SAND WHITE MAJESTIC SILVER RED BURGUNDY CHARCOAL METALLIC GREY MIDNIGHT BLUE MOSS GREEN XPRESS CAMO OD TAN	COLOR OPTIONS GULF SAND WHITE MAJESTIC SILVER RED BURGUNDY CHARCOAL METALLIC GREY MIDNIGHT BLUE MOSS GREEN XPRESS CAMO OD TAN	COLOR OPTIONS GULF SAND WHITE MAJESTIC SILVER RED BURGUNDY CHARCOAL METALLIC GREY MIDNIGHT BLUE MOSS GREEN XPRESS CAMO OD TAN	COLOR OPTIONS GULF SAND WHITE MAJESTIC SILVER RED BURGUNDY CHARCOAL METALLIC GREY MIDNIGHT BLUE MOSS GREEN XPRESS CAMO OD TAN	COLOR OPTIONS GULF SAND WHITE MAJESTIC SILVER RED BURGUNDY CHARCOAL METALLIC GREY MIDNIGHT BLUE MOSS GREEN XPRESS CAMO OD TAN	COLOR OPTIONS GULF SAND WHITE MAJESTIC SILVER RED BURGUNDY CHARCOAL METALLIC GREY MIDNIGHT BLUE MOSS GREEN XPRESS CAMO OD TAN	COLOR OPTIONS GULF SAND WHITE MAJESTIC SILVER RED BURGUNDY CHARCOAL METALLIC GREY MIDNIGHT BLUE MOSS GREEN XPRESS CAMO OD TAN	COLOR OPTIONS GULF SAND WHITE MAJESTIC SILVER RED BURGUNDY CHARCOAL METALLIC GREY MIDNIGHT BLUE MOSS GREEN XPRESS CAMO OD TAN	COLOR OPTIONS GULF SAND WHITE MAJESTIC SILVER RED BURGUNDY CHARCOAL METALLIC GREY MIDNIGHT BLUE MOSS GREEN XPRESS CAMO OD TAN	COLOR OPTIONS GULF SAND WHITE MAJESTIC SILVER RED BURGUNDY CHARCOAL METALLIC GREY MIDNIGHT BLUE MOSS GREEN XPRESS CAMO OD TAN	COLOR OPTIONS GULF SAND WHITE MAJESTIC SILVER RED BURGUNDY CHARCOAL METALLIC GREY MIDNIGHT BLUE MOSS GREEN XPRESS CAMO OD TAN	COLOR OPTIONS GULF SAND WHITE MAJESTIC SILVER RED BURGUNDY CHARCOAL METALLIC GREY MIDNIGHT BLUE MOSS GREEN XPRESS CAMO OD TAN
HULL LENGTHS 21 - 19 - 18 - 17	HULL LENGTHS 21 - 19 - 18 - 17	HULL LENGTHS 22 - 20 3/4 - 18 - 17	HULL LENGTHS 17	HULL LENGTHS 23 - 21	HULL LENGTHS 23 - 21	HULL LENGTHS 24 - 22 - 20 3/4 - 18	HULL LENGTHS 22 - 20 - 18	HULL LENGTHS 20 3/4 - 18 - 16	HULL LENGTHS 18 5/8 - 16 3/8	HULL LENGTH 22'	HULL LENGTH 20 3/4 - 18'	HULL LENGTH 20 3/4 - 18 - 17'	HULL LENGTH 16'	HULL LENGTH 17'	HULL LENGTH 17'
PACKAGES TEAM LIMITED EDITION (LE) TOURNAMENT SERIES (TS) X-SERIES SPORTSMEN HIGH PERFORMANCE SPORT DUCK BOAT	PACKAGES HIGH PERFORMANCE DUCK BOAT	PACKAGES TOURNAMENT SERIES (TS) SPORTSMEN SPORT DUCK BOAT	PACKAGES SPORT DUCK BOAT	PACKAGES TOURNAMENT SPORTSMEN BASS	PACKAGES SALTWATER TEAM XTREME MARSH MARSH XTREME REDFISH REDFISH XTREME BAY STAINLESS BAY STAINLESS DUCK BOAT SALTWATER TRAILER PKG	PACKAGES SALTWATER TEAM XTREME MARSH MARSH XTREME REDFISH REDFISH XTREME BAY STAINLESS BAY STAINLESS DUCK BOAT SALTWATER TRAILER PKG	PACKAGES SALTWATER TEAM XTREME MARSH MARSH XTREME REDFISH REDFISH XTREME BAY STAINLESS BAY STAINLESS DUCK BOAT SALTWATER TRAILER PKG	PACKAGES REDFISH DUCK BOAT SALTWATER TRAILER PKG	PACKAGES DUCK BOAT SALTWATER TRAILER PKG	PACKAGES XP220 CATFISH - SPORTSMEN BASS BOAT	PACKAGES TOURNAMENT SERIES (TS) SPORTSMEN BASS BOAT	PACKAGES TOURNAMENT SERIES (TS) SPORTSMEN SPORT DUCK BOAT	PACKAGES SPORT DUCK BOAT	PACKAGES SPORT DUCK BOAT	PACKAGES SPORT DUCK BOAT
															XTS HD:3 Hull
															HDDB SERIES Hydro Dynamic Hull
															DBX SERIES Hydro Dynamic Hull
															BAYOU SERIES Bayou Mud Hull

HULL DESIGNS



HYPER-LIFT™ HULL
The Xpress Boat Hyper-Lift™ hull is a marvel of engineering excellence, providing a lightning fast hole shot, unbelievable turning and a smooth steady, dryride. Celebrating its 25th anniversary, this hull is the finest platform for our high performance boats.



HYDRO-DYNAMIC HULL
The Xpress Boats Hydro-Dynamic hull is the muscle of the XP Series. Interconnecting longitudinal ribs and all-welded aluminum supports, provides the HD hull with solid performance in virtually any water conditions.



SWS HULL
The SWS Hull Design has a 5" prop tunnel and rear flotation pods to optimize peak shallow water performance.



SKIFF HULL
The Xpress Boat Skiff Hull is a new design and addition to our already stellar line of high performance hulls. This shallow draft hull embodies all of the great components that make Xpress Boats the original and the best.



HYPER-LIFT™ DB HULL
Unique and original to the hunting market, the Hyper-Lift™ DB Hull is fast, strong, and nimble. Its DNA stems from Xpress Boats high performance line of Bass, Bay and Crappie boats.



HD-3 XTS HULL
The Xpress Boats HD-3 XTS is the latest in high performance hulls specifically designed for onboard application for any hunting or fishing pursuit. Narrowing the beam and widening the bottom is the premise of this hull



BAYOU MUD HULL
The Xpress Boats Bayou Mud hull is the perfect match for today's surface drive mud motors. Featuring an extremely shallow draft, this hull is designed to slide over submerged objects and vegetation, and through mud. Xpress Bayou Boats designed tough, loaded with excitement!



PACKAGES

BASS: TEAM PACKAGE
Tournament (TS) Package, Humminbird Helix 10 SI Graph/GPS Upgrade in Console, Humminbird Helix 12 Chirp SI Graph/GPS Upgrade at Bow, Humminbird Ethernet Cable, Minn Kota Fortrex 112 Trolling Motor Upgrade, (2) 12" Minn Kota Red Talons w/ Brackets, SeaStar Hydraulic Steering Upgrade, 10" Jack Plate Upgrade, Team Console Top, Team Graphics, Wrap Around Bow Panel, Ice Chest Seat Box, Hot Foot, Blinker Trim, Tuck & Roll Center Seat, (2) Butt Seats w/ Hydraulic Pro Poles, Lift Arms, Auto Bilge, Premium Lighting

BASS: LIMITED EDITION (LE) PACKAGE
Tournament (TS) Package, Humminbird Helix 10 SI Graph/GPS Upgrade in Console, Passenger Side Console, SeaStar Hydraulic Steering Upgrade, 10" Jack Plate Upgrade, Wrap Around Bow Panel, Ice Chest Seat Box, Hot Foot, Blinker Trim, Radio w/ 2 Speakers, Two-Tone Paint, Lift Arms

BASS: TOURNAMENT SERIES (TS) PACKAGE
Sportsmen Package, Humminbird Helix 7 SI Graph/GPS Upgrade in Console, Helix 5 Graph/GPS at Bow, Minn Kota Fortrex 80 Trolling Motor Upgrade, TS Console Top, Flush Mount Controls, 6" Jack Plate, 3 Bank Battery Charger, 6 Gauge Trolling Motor Harness, Recirculating Livewell, Pro Livewell Oxygenator, Trim Gauge, Water PSI Gauge, 2 Euro Seat Upgrades, Paint Upgrade, Aluminum Wheels

BASS: X SERIES SPORTSMAN PACKAGE
Humminbird Helix 5 Combo Graph/GPS, Minn Kota Maxxum 70 Trolling Motor Upgrade, Pro Series Console, Pro Series Steering Wheel, Large Tuck and Roll Seats, Trim Switch on Bow

BASS: SPORTSMEN PACKAGE
Humminbird Helix 5 Combo Graph/GPS, Minn Kota Maxxum 70 Trolling Motor Upgrade, Pro Series Console, Pro Series Steering Wheel, Small Tuck and Roll Seats, Trim Switch on Bow

BASS: HIGH PERFORMANCE PACKAGE
10" Jack Plate, SeaStar Hydraulic Steering Upgrade, Blinker Trim, Hot Foot

BASS: SPORT PACKAGE
Paint Upgrade, Ripped Open Graphics, Aluminum Wheels (Single Axle)

BASS: DUCK BOAT PACKAGE
NEW: Xpress Camo Paint Upgrade

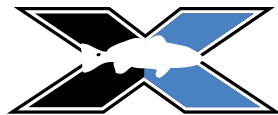


- 1. GULF SAND
- 2. RED
- 3. MIDNIGHT BLUE

- 4. WHITE
- 5. BURGUNDY
- 6. MOSS GREEN

- 7. MAJESTIC SILVER
- 8. CHARCOAL METALLIC GREY

- 9. OD TAN
- 10. NEW: XPRESS CAMO



XTREME COAT



XTREME COAT
Xpress Boats Xtreme Coat is a durable, non-skid, all weather coating that is virtually maintenance free, stain resistant and looks fantastic as well. Remember, there are imitators out there, but the original Xtreme Coat can only be found in an Xpress Boat.

ACCESSORIES

BAY: SALTWATER TEAM PACKAGE
Xtreme Marsh Package, Humminbird Helix 12 Chirp SI Graph/GPS, Minn Kota RipTide 112ST w/ iPilot Trolling Motor, (2) 10" Minn Kota Talons w/ Brackets, 12" SeaStar Jack Plate Upgrade, Radio w/ 2 Speakers, Premium Lighting

BAY: XTREME MARSH PACKAGE
Marsh Package, Xtreme Bay Stainless Package, Humminbird Helix 9 Sonar Graph/GPS Upgrade, Minn Kota RipTide 80 Trolling Motor, Minn Kota 2 Bank Battery Charger

BAY: MARSH PACKAGE
Redfish Package, Bay Stainless Package, 6" Atlas Jack Plate Upgrade, (2) Euro Seats Upgrade, Trim Gauge, Water PSI Gauge, Livewell Timer, Recirculating Baitwell, Pro Livewell Oxygenator in Baitwell, Automatic Bilge

BAY: XTREME REDFISH PACKAGE
Redfish Package, Humminbird Helix 9 Sonar Graph/GPS, Minn Kota RipTide 80 Trolling Motor Upgrade, Minn Kota 2 Bank Battery Charger

BAY: REDFISH PACKAGE
Humminbird Helix 5 Graph/GPS, Minn Kota RipTide 70 Trolling Motor Upgrade, Trim Switch on Bow, Two Tone Paint, Aluminum Wheel Upgrade (1 Axle)

BAY: XTREME BAY STAINLESS PACKAGE
Bay Stainless Package, Leaning Post Upgrade to Stainless Steel w/ Backrest & Footrest, (2) Additional Midship Stainless Deck Cleats

BAY: STAINLESS PACKAGE
6 Stainless Rod Holders, Stainless Cup Holder on Console, 4 Stainless Cleats, Stainless Steering Wheel, Stainless Leaning Post w/o Footrest

BAY: DUCK BOAT PACKAGE
NEW: Xpress Camo Paint Upgrade

BAY: SALTWATER TRAILER PACKAGE
Composite Bunk Covers, Upgraded Bow Roller



ACCESSORY RAIL SYSTEM

Attach multiple accessories to Xpress Boats customized rail system including all-in-one convenience station and mud grab rail.

APPAREL WWW.XPRESSBOATS.COM



Settle for nothing less than Xpress!

building excitement in every boat for over 50 years, our commitment, your assurance



xpress boats

we build excitement

www.xpressboats.com



c a t a l o g



Printed in the U.S.A. 2016 Xpress Boats, Inc. All specifications, features, equipment, technical data, options, color, and trim in this brochure are based on the latest information available at time of printing. Xpress Boats reserves the right to make changes or alterations at any time, without notice. Some boats may be shown with optional equipment available at additional costs.

